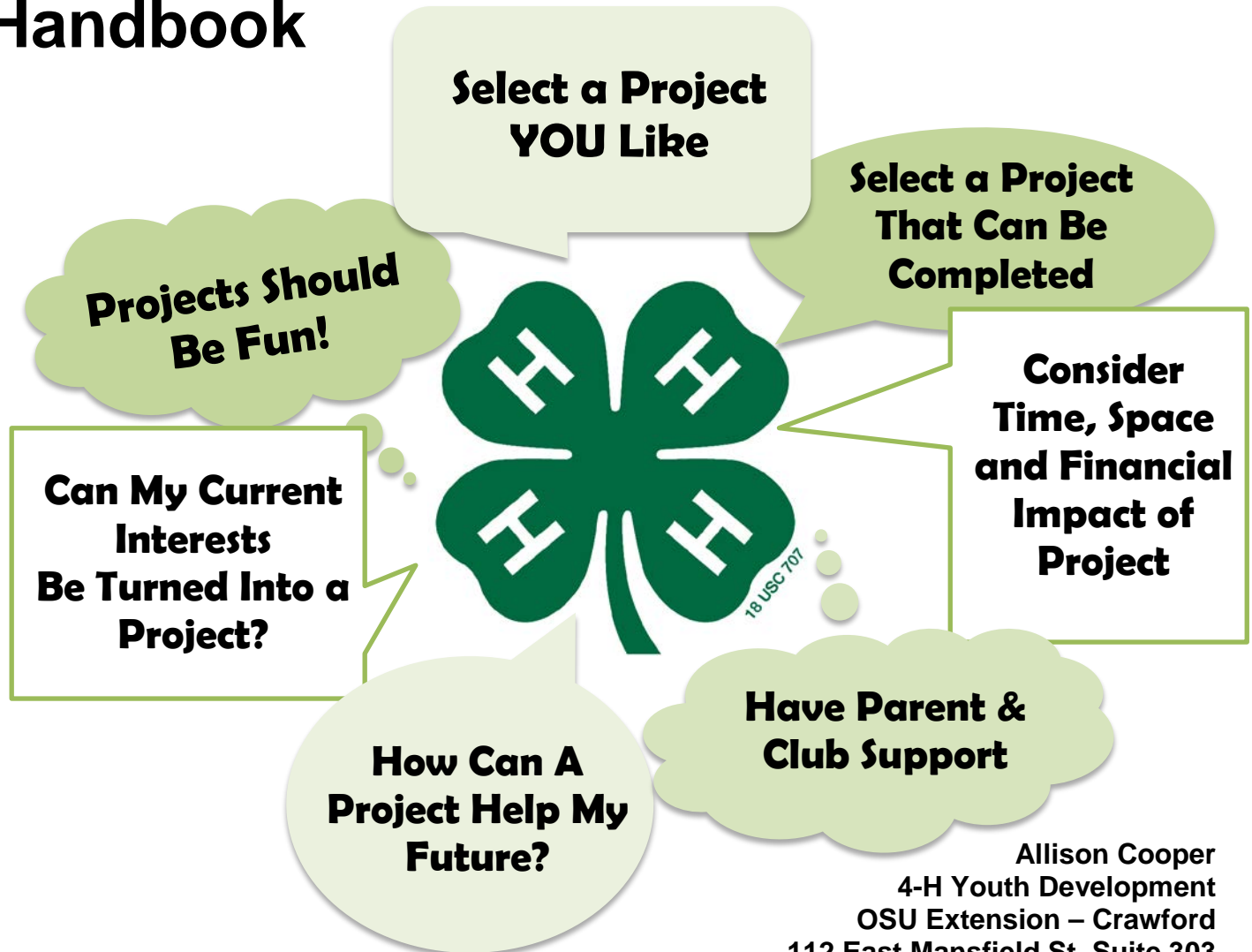


2020 Crawford County Handbook



Choosing a 4-H Project

Allison Cooper
4-H Youth Development
OSU Extension – Crawford
112 East Mansfield St. Suite 303
Bucyrus, OH 44820
419-562-8731- Office
419-562-3677- Fax
cooper.2360@osu.edu- Email
<http://crawford.osu.edu>

Crawford County 4-H
crawford.osu.edu



THE OHIO STATE UNIVERSITY
COLLEGE OF FOOD, AGRICULTURAL,
AND ENVIRONMENTAL SCIENCES



CFAES provides research and related educational programs to clientele on a nondiscriminatory basis. For more information, visit cfaesdiversity.osu.edu. For an accessible format of this publication, visit cfaes.osu.edu/accessibility.

2020 Crawford County 4-H Handbook

Dear 4-H Family

The 4-H handbook has been prepared by the Crawford County staff to assist you and your family throughout the year. Please read over the handbook carefully and keep it as a reference for the entire 4-H year. The handbook is also available online at: crawford.osu.edu under the 4-H Youth Development tab.

If you have questions or concerns at any time, please call the Ohio State University, Crawford County Extension office. My contact information is provided on the front cover and our office staff information is provided on the last page.

Allison M. Cooper
Extension Educator
4-H Youth Development



Updates for 2020

Quality Assurance Reminders:

- 4-H or FFA Members CAN NOW attend a QA program from another county or Ohio 4-H Approved clinic.
- Junior fair exhibitors shall successfully complete the educational program not less than 45 days prior to the opening date of the exhibition; June 4, 2020 for Crawford County Fair

Style Revue, Communications, and Favorite Foods contest entries will AGAIN be **due by JULY 16TH** at Family Consumer Science Project Judging. Entries may also be turned in ahead of time to the OSU Extension office as done in the past.

Officer training is now offered every other year. This year, a training will not be held. Please receive officer resources found at ohio4h.org or contact the OSU extension office for help. News Reporters can now submit their articles to the OSU Extension Office to be published on the OSU Website.

Contents

Changes for 2020.....	Page 2
4-H Membership	Page 3
Enrollment Reminder	Page 3
4-H Project Clarification	Pages 4-5
Fair Premiums.....	Page 5
4-H Project Book Supporters.....	Page 6
Project Judging Schedule.....	Pages 7-9
Additional Project Information for county judging	
Food and Nutrition.....	Page 10
Poster Guidelines.....	Page 11
Additional Resources.....	Page 12
2020 Project Requirements	
Beef.....	Page 13
Companion Animals.....	Page 14
Rabbits.....	Page 15
Dairy.....	Page 15-16
Goats.....	Page 15
Horses.....	Page 16-18
Llama & Alpaca.....	Page 19
Poultry.....	Page 20
Sheep.....	Page 20
Swine.....	Page 21
Vet Sciences.....	Page 21
Clothing.....	Page 22-28
Creative Arts.....	Page 28-29
Photography.....	Page 30-31
Scrapbooking.....	Page 31
Writing.....	Page 31
Food and Nutrition.....	Page 32-35
Healthy Living.....	Page 36-37
Leadership.....	Page 38-39
Money.....	Page 40
Natural Resources.....	Page 41-44
Shooting Sports.....	Page 45
STEM.....	Page 46-47
Bicycle.....	Page 47
Chemistry.....	Page 48
Electricity.....	Page 49
Food Science.....	Page 50
Radio Controlled Vehicles... ..	Page 50
Robotics.....	Page 51
Rope.....	Page 51
Small Engines.....	Page 52
Tractors.....	Page 52
Welding.....	Page 53
Woodworking.....	Page 54-55
Self Determined.....	Page 56
Workforce Prep.....	Page 56



4-H Membership

Who Can Join 4-H?

All 4-H programs are co-ed in nature and are open to all youth, both boys and girls. Participation is open to ALL youth of appropriate ages, on a non-discriminatory basis.

Ohio 4-H membership is based on a child's age AND grade as of January 1 of the current calendar year. Membership requires enrollment in an authorized Ohio 4-H club or group.

Eligibility for 4-H Cloverbud Program begins when a child is in Kindergarten and is at least age 5 as of January 1 of the current year.

Eligibility for the 4-H Project Member Program Project members begin when a child is age 8 and in third grade. **Any youth age 9 or above is eligible for project membership, regardless of grade level.** A youth's 4-H eligibility ends December 31 the year he or she turns 19.

Enrollment Deadline

Advisor and Member Enrollment forms are due by April 1st annually. New members may join until April 15th.

Youth interested in joining 4-H after the April deadline will be **deemed non-competitive and are not eligible for awards (trophies, rosettes, certificates) at the 4-H pre-fair judging, the Crawford County Fair, or state fair.** Members may have projects evaluated (for A, B, or C ribbons), exhibit projects at the fair, and receive a premium.

**Project changes can be made through
April 15th**

I love 4-H

Member Fees

County 4-H dues are \$9.00 for each 4-H member (including Cloverbuds). The 4-H Advisory Committee is providing this discounted rate again this year, as all clubs worked in the 4-H lunch stand at the fair to raise money for the county program.

Member in Good Standing

Each club may have member in good standing polices.

Suggested guidelines are:

- Turn in enrolment by April 1st.
- Participate in required interview/ judging/ skillathon. Interviews with advisors will be acceptable only if unable to attend regular scheduled judging.
- No outstanding fee with Extension or 4-H Advisory Committee; yearly dues paid.
- Participation in club activities.
- Fulfill all club responsibilities (demonstration, committees, etc).

Cross County Lines Member

Youth are required to join the 4-H program in their county of residence or receive approval of membership outside the county before enrollment.

- 4-H membership in two counties simultaneously is NOT PERMITTED.
- Cross county membership is not permitted for competitive reasons, such as higher livestock sale prices, less competitive classes, etc.
- In situations where a county of residence does not have a 4-H program, youth may not join in another county.
- In the case of multiple addresses, the county of residence is based on the address they use to determine school districts.



4-H Projects

Dual Membership

Youth are able to participate in both organizations however members may not take the same project in both 4-H and FFA. Separate or different projects must be taken in each organization.

Many members find it easiest to take two completely different projects (such as two different livestock species) however youth may take livestock of the same species if they are a breeding and a market project.

	4-H	FFA
Allowable	Market Steer	Market Hog
Allowable	Market Steer	Beef Breeding
Not Allowable	Market Steer	Market Steer
Not Allowable	Market Steer	Beef Feeder

Project Books and Resources

Every 4-H project has a designated project book, which includes background information, activities, and instructions for completing your project.

The only project without books are the self-determined and masters projects which instead have outlines for youth, who then design their own project.

Some projects also require a resource manual, which is designed to be used for as many years as you take the project. These are most common for animal projects but are also available for a few non-animal projects. If the project has a required resource, it will be noted in the project description.

Project books do not include county judging information or fair display requirements. You can find these in this handbook.



Livestock Book Options

Members taking livestock projects must complete a record book or a project book for **EACH PROJECT YEAR.**

Members have two options for keeping records and may choose the option that best fits their needs.

Members will need to inform their advisor which option they will be using.

1. Ohio 4-H Project Books: These include areas for required records as well as additional practice areas. **Members must take this option their first year in a new species.**
Note: If you plan to attend state fair with your livestock project you must complete the Ohio 4-H livestock project book and not a county record book.
2. County record books can now be used (except poultry and alpaca/llama) which only include the required record pages. Members using the record option will be required to read sections of their resource book and write a short summary based on the readings. Members will also be required to answer 3 general livestock related questions.

Project Level vs. Ages

The former age recommendations have been changed over the years to help advisors and county staff in assigning a level to each project instead of an age.

Beginner Level projects are designed for members of any age who have little to no experience in the project subject area.

Intermediate Level projects are designed for members who have previous experience in the project area, or have completed the beginner level project.

Advanced Level projects are designed for members who have extensive experience in the project area, or have completed the intermediate level project.



Frequently Asked Questions

Can I see the project book ahead of time?

~Yes. Project books can be viewed at the Extension office during normal business hours (unless the book is out of stock). You can also go to www.projectcentral.ohio4h.org to view the books and read reviews from other Ohio 4-H'ers.

Does a member have to do all of the activities in the project book?

~Answers for this question vary based on the project. Some projects are designed to be used for a single year and require all activities to be completed. Others are designed for multiple years and require only 1/2 or 1/3 of the activities to be completed each year.

Can I change a project if I decide I don't like it?

~Yes. Members can make changes to projects up until April 15th with no penalty. After April 15th, if a member still wishes to change a project they will not be eligible for awards or state fair participation, or exhibit livestock at the fair (if it was a livestock project changed).

How do I know what to take to judging or to the fair?

~The back of this handbook contains all of the county judging and fair requirements for each project. You can also ask advisors for guidance or call the OSU Extension Office with questions.

If you have questions about a livestock project, contact your livestock committee specie chair or reference the current year County Fairbook.

Crawford County Fair Premiums

All Junior Fair Premiums will be issued by the voucher system. Exhibitors will receive their voucher when their project is judged or immediately following their livestock show. It is the exhibitor's responsibility to pick up and sign for their voucher.

Vouchers are NOT REPLACEABLE for any reason.

In order to cash voucher, an exhibitor, guardian, or advisor must present the voucher. Only exhibitors, guardians, or advisors will be allowed to cash vouchers. This rule is to protect from theft of their vouchers. A voucher, which has been altered in any way, will not be cashed.

Vouchers will ONLY be cashed during the week of the fair!

Voucher times will be listed on the back of the voucher and can be cashed at the outside window at the Senior Fair Board Office. If you did not receive your project voucher after judging, please visit the Jr. Fair Board Office during the week of the fair.



Please Thank the Following Previous Year 4-H Project Book Supporters

Sunrise Cooperative, Central Ohio Farmers Co-Op, CHS Inc., Land O'Lakes and Carter Electric have each made sizable contributions toward the cost of 4-H project books. Club and individual expression of thanks to these businesses for their generous donations would be very much appreciated.

Sunrise Cooperative

c/o: George Secor
P.O. Box 870
Fremont, Ohio 43420

Central Ohio Farmers Co-Op

c/o: Robert Lovett, Branch Manager
1477 State Route 294
Marion, OH 43302

CHS INC.

c/o: Stewardship Team
5500 Cenex Drive
Inver Grove Heights, MN 55077

Land O'Lakes

c/o: Lydia Botham
Executive Director, Land O'Lakes Foundation
PO Box 64150
St. Paul, MN 55164-01500

Carter Electric

c/o: John Carter
P.O. Box 711
Galion, Ohio 44833



2020 4-H Project “Interview” Evaluations

Schedule for Pre-Fair and Fair Judging Days

Self Determined Projects– will be advised when to attend judging to be eligible for the Ohio State Fair when their topic has been chosen and reported to the OSU Extension Office

LIVESTOCK SKILLATHON- TBA

(Project Books and County Record Books)

Skillathon is required for ALL 4-H

LIVESTOCK EXHIBITORS. Make-up

Skillathon arrangements are to be made with the specie Department PRIOR to Skillathon and must be completed PRIOR to the show.

- 117M Market Beef
- 117B Pilot Beef Breeding
- 117BF Beef Feeder Calf
- 117DF Dairy Beef Feeder
- 122 Dairy Calves & Heifer
- 126 Dairy Cows & Management
- 132 Llamas and Alpacas
- 135D Goat - Dairy
- 135F Goat - Fiber
- 135H Goat - Harness
- 135M Goat -Meat
- 135PA Goat -Pack
- 135PY Goat – Pygmy
- 135C Goat- Companion/ Pet
- 139 Market Hog
- 140 Swine Breeding
- 150CE Chicken, Exhibition
- 150CMChicken, Market
- 150CEP Chicken, Egg Production:
Hens & Pullets
- 150DE Duck, Exhibition
- 150DM Duck, Market
- 150GE Goose, Exhibition
- 150GM Goose, Market
- 150TE Turkey, Exhibition
- 150TM Turkey, Market
- 150H Helmeted, Guinea Fowl
- 198 Market Lamb
- 199 Sheep Breeding
- 225 Breeding Rabbit
- 226 Market Rabbit
- 227 Pet Rabbit

HORSE SKILLATHON- TBA

- 174 Beginning Horse Management
- 175 Light Horse Selection
- 177 Basic Horse Training
- 180 Learning to Jump
- 181 Draft Horse
- 184 Standardbred Horses
- 185 Equine Reproduction
- 188 Trail Riding
- 189 Dressage

FAMILY CONSUMER SCIENCE JUDGING

Foods & Miscellaneous and Clothing

Thursday July 16 from 9:00am – 4:00pm

Specific Project times/ location will be available closer to date of judging.

- 91 Discovering 4-H
- 92 4-H Around The Globe**
- 173 Horseless Horse
- 300 You're the Athlete
- 351 Staying Healthy
- 352 Keeping Fit
- 353 First Aid in Action
- 357 Alcohol and Drug Abuse
- 358 The Truth about Tobacco
- 365 Self-Determined Projects

Self Determined: Your own topics or idea starter topics

- 365.01—Astronomy
- 365.02—Model Railroading
- 365.03—Weather
- 365.04—Clowning
- 365.06 – American Sign Language
- 365.07—Computers
- 365.08 – Discovering Genetics
- 365.09—Canoeing
- 365.10—Local Foods: Does It Matter What You Eat?
- 365.11—Camp Counseling
- 365.12 – Miniature Gardens
- 365.13—Reptiles and Amphibians
- 365.14— Climate Change
- 365.16—Viruses, Bacteria, and Fungi, Oh My!
- 365.17—Babysitting
- 365.18 – Ways of Knowing Water
- 365.19 – The Work World is Calling...Are You Ready?
- 365.20 - Paper Craft
- 365.21 – Skateboarding



OHIO STATE UNIVERSITY EXTENSION

- 365.22— Pigeons
- 365.23— Native American Artifacts
- 365.24 – Shale Gas Extraction Idea Starter
- 365.25 – Flower Gardening
- 365.26 – Hedgehogs
- 365.27—Ferrets
- 365.28 – Chinchillas
- 365.29 - Water Quality: Field to Faucet
- 365.30 - **String Art**

- 498 Quilting the Best Better
- 499 You Can Quilt
- 592 Get Started in Art
- 671 How Does Your Garden Grow
- 670 Canning and Freezing
- 691 Grow Your Own Vegetables
- 692 Growing with the Seasons

- 405 The Laundry Project
- 406 Clothes for High School & College
- 407 Accessories for Teens
- 408 Creative Costumes
- 409 Sew Fun
- 410 Designed By Me
- 411 em•bel•ish: 4-H Guide to Wearable Art
- 412 Sew for Others
- 413 Sundresses and Jumpers
- 415 Active Sportswear
- 417 Dress-Up Outfits
- 418 Loungewear
- 419 Terrific Tops
- 420 Outerwear for Anywhere
- 424 Clothing for Middle School
- 425 Look Great for Less
- 426 Clothing for your Career
- 430 Shopping Savvy
- 432M Sewing Master
- 442 Family History Treasure Hunt
- 445 Becoming Money Wise
- 448 Teens...On the Road to Financial Success
- 459 Let's Start Cooking
- 461 Let's Bake Quick Breads
- 462 Yeast Breads on the Rise
- 463 Sports Nutrition: Ready,Set, Go
- 467 You're the Chef
- 469 Global Gourmet
- 472 Grill Master
- 474 Beyond the Grill
- 475 Star Spangled Foods
- 476 Pathways to Culinary Success
- 477 Party Planner
- 481 Everyday Food and Fitness
- 484 Snack Attack
- 485 Racing the Clock Awesome Meals
- 486 Dashboard Dining
- 487 Take a Break for Breakfast
- 491 It's My Home
- 492 Cake Decorating Project/Record Book
- 494 Make Over My Space
- 495 Your First Home Away From Home- *Online*
- 497 Scrapbooking

DEPARTMENT 1 JUDGING

Saturday July 18 from 9:00am – 4:00pm

Specific Project times/ location will be available closer to date of judging.

- 215 Cavy Project and Record Book
- 216 Cats 1 – Purrr-fect Pals
- 217 Cats 2 – Climbing Up
- 218 Cats 3 – Leaping Forward
- 200 All About Dogs
- 201 Dogs- All Trainings
- 220 Small Animals
- 244 Vet 1 – From Airedales to Zebras
- 245 Vet 2 – All Systems Go
- 246 Vet 3 – On the Cutting Edge
- 370 One on One
- 371 Club Leadership
- 372 Diversity: The Source of Our Strength
- 373 My Hands to Larger Service: Teen Leaders Building Our Communities
- 374 Teens on Board
- 375 Leadership Road Trip: Where are you going?
- 376 Pantry Panic
- 377 Finding Your Voice: Public Speaking Made Easy
- 378M Leadership Master
- 383 Club Leadership 2
- 382 Am I Ready To Work
- 490 Science Fun with Dairy Foods: Case of the Missing Milk
- 493 Science Fun with Kitchen Chemistry
- 496 My Favorite Things
- 500 Science Fun with Physics
- 501 Rockets Away (2 liter bottle)
- 502 Science of Flight
- 503 Rockets Away (Solid Fuel Model Rockets)
- 504 Radio Controlled Vehicles
- 507 Robotics 1 with Lego EV3
- 508 Robotics 2 EV3N More
- 512 Robotics Master
- 517 Bicycling for Fun, level 1
- 518 Wheels in Motion, level 2
- 527 Magic of Electricity, level 1



DEPARTMENT 1 (CONTINUED)

528 Investigating Electricity, level 2
529 Wired for Power, level 3
530 Entering Electronics, level 4
531 Science Fun With Electricity
540 Not Just Knots
541 Crank It Up
542 Warm It Up
543 Tune It Up
556 Measuring Up
557 Making the Cut
558 Nailing it Together
559 Finishing Up
560 Woodworking Master
551 Tractor 1: Starting Up
552 Tractor 2: Gearing Up for Safety
553 Tractor 3: Moving Out
554 Tractor 4: Learning More
555 ATV Safety
573 Arcs and Sparks
584 Focus on Photography
585 Controlling the Image
586 Mastering Photography
589 Photography Master
588 The Writer in You
611 Explore the Outdoors
617 Exploring Ponds
620 Why Trees Matter
621 Ohio Birds
622 Trapping Muskrats in Ohio
623 Outdoor Adventures: Beginning Fishing
624 Outdoor Adventures: Intermediate Fishing

630 Safe Use of Guns
631 Basic Archery
641 Beekeeping
644 Insect Adventures 1
645 Insect Adventures 2
646 Insect Adventures 3



Please Note, only shooting sports projects with an Ohio 4-H certified instructor are eligible for competition.

Archery	Shotgun
Pistol	Rifle
Muzzleloader	Living History
Crossbow	



Food and Nutrition Project Resources

Table Setting Guidelines

A complete table setting for one person is called a cover. This includes flatware, glassware, dinnerware, and linens.

Flatware- Knives, forks, and spoons


Dinnerware- Plates, bowls, and cups

Glassware- Beverage glasses

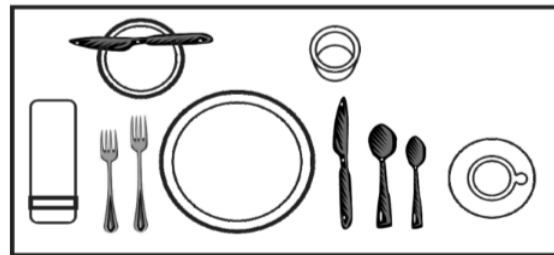
Linens- Napkins, placemats, and/or table clothes

A basic and complete table cover should have the following elements:

- The cover should start 1 inch from the edge of the table
- Napkin edges should face the plate
- Forks and napkins to the left of the plate- *If desired napkin can be in center of plate*
- Knife edges face the plate
- Glasses are above knife
- Knives and spoons are to the right of the plate



Casual Cover (all members know)




Formal Cover (advanced projects only)

MY PLATE

At judging every member taking a food or nutrition project, will be required to have the basic knowledge about My Plate and will answer basic questions to test their knowledge and understanding of the basic nutritional guidelines. Members should be prepared to:

- Identify the major food groups
- Place food groups in correct “portion” of plate
- Sort a variety of food into the correct food groups
- Plan a healthy menu that reflects the appropriate use of My Plate



The official MyPlate website has additional pictures and interactive activities youth can use to prepare for judging and is a valuable resource for planning your project menu. <http://www.choosemyplate.gov>

4-H Project Poster Guidelines

Not all projects are required to have a poster display

Please see your projects description in this handbook for judging requirements.

Size Limits

- Posters can be as large as a 22"X28" regular board or a tri-fold. If your club booth can not accommodate your poster during the week of fair, contact Allison to make arrangements for your poster to be placed in the countywide booth.

Attached Objects

- Pictures, lettering, or other objects should be securely attached.
 - Please note that some scrapbook adhesives do not hold up well. Your poster must last throughout fair week, so if you use adhesives be sure to use plenty of them.
- Objects cannot extend more than ½ inch from the poster.
- Avoid heavy objects; Extension and/or your club are not responsible for any lost items that may fall off.
- Food items such as dry cereal, dog food, etc. are not permitted on posters.
- Ammunition cannot be used on posters, with the exception of shotgun shells which are empty and open.

Other Information

- Members must put their **Name, Club, and Project Name** somewhere on their poster (preferably on both the front and back).
- Posters are to be made **by members**. Parents and advisors are encouraged to teach members about poster design and assist in the planning of their project but may not do their poster for them. Parents may write lettering if necessary however if your child's handwriting is poor, we encourage the youth to type, print, and paste their own information.

State Fair

- **Please note that state fair has different/ additional rules.** Members are permitted to modify their posters or create new posters for state fair if necessary. See the state fair handbook for more information <http://www.ohio4h.org/families/ohio-state-fair>



Additional Resources

4-H is an Ohio State Extension Program

Ohio 4-H is an educational program provided by Ohio State University Extension. Each county's program is provided through a partnership between OSU Extension and Local County Commissioners.

Crawford County Extension thanks the Crawford County Commissioners for partnering with us to make all Extension Programs, including 4-H, possible!

Crawford OSU Extension Office Staff

112 E. Mansfield Street, Suite 303
Bucyrus, Ohio 44820
419-562-8731

Office Hours: Mon-Fri 8:30am- 4:30pm

www.crawford.osu.edu

Check our website often for updates.

Allison Cooper
4-H Youth Development Educator

Jason Hartschuh
Agriculture and Natural Resources Educator

Barb Lewis
Office Associate

Whitney Williams
SNAP-ED Program Assistant

Also find Crawford County 4-H on:



Resources for Members & Volunteers

Ohio 4-H Advisor Handbook:

https://ohio4h.org/sites/ohio4h/files/imce/volunteers/Ohio4-HVolunteerHandbook-v10-15-16_0.pdf

This site is designed for 4-H Club Advisors and includes information on Ohio 4-H policies as well as tips for work with youth.

Club Officer Page:

<http://www.ohio4h.org/members/officers/>

Visit this site to download officer books and watch online officer training videos.

Project Central:

<http://projectcentral.ohio4h.org>

An easy way for members to preview Ohio 4-H project books and resources.

Ohio 4-H Cloverbud Newsletter:

<http://cloverbudconnections.osu.edu/>

This online newsletter is published four times per year and includes helpful tips and program ideas for Cloverbud groups.

Ohio State Fair Information:

<http://www.ohiostatefair.com>

General information, including tickets, maps, etc.

<http://www.ohio4h.org/statefair/guidebook.html>

Information about non-livestock 4-H classes.

Crawford County Fair:

<http://www.crawfordcofair.com/>



This handbook was updated from handbooks used in Sandusky County 4-H and Ottawa County 4-H.

* Project skill level indicates the project's intended audience. **B = Beginning level**—for members with little or no experience in a project area, or 8 to 10 year olds; **I = Intermediate level**, for members with some experience in a project area, or 11 to 13 year olds; **A = Advanced level**—for experienced members in a project area, or 14 or older; and **X = All levels**—for all skill and age levels. Exceptions to these age guidelines are noted. # - Not Eligible for State Fair Competition

Project Number and Name	Skill Level*	Project Completion Requirements See each project book for complete details.	County Requirements	Fair Display Requirement
-------------------------	--------------	--	---------------------	--------------------------

About 4-H

91 <i>Discovering 4-H</i>	B #	All activities in 9 interest areas Project summary	Must participate in an interview and bring an educational display or poster on one of the units in the book. Bring completed project book.	An educational display or poster on one of the units in the book.
92 <i>4-H Around The Globe</i>	I	All seven activities, including the Talking It Over questions At least two learning experience At least two leadership/citizenship activities Project summary and project review	Must participate in an interview and bring an educational display or poster on one of the units in the book. Bring completed project book.	An educational display or poster on one of the units in the book.

Animal Sciences

Beef

117B – <i>Beef Breeding</i> 117BF- <i>Beef Feeder</i> 117DF- <i>Dairy Feeder</i> 117M – <i>Market Beef</i>	X	Project animal by required date Project goals and objectives Member Project Guide, Quality Assurance, and Animal Records sections At least 1 topic of interest At least 5 learning activities At least 2 learning experiences At least 2 leadership/citizenship activities. Club or county level project review	Livestock Skillathon serves as interview judging – Bring Up To Date project record book.	Show your animal(s) in appropriate show and class at the Crawford County Fair. More rules can be found in the Crawford County Junior Fair Book.
---	---	--	---	---

Companion Animals and Rabbits

200 – <i>All About Dogs</i>		All 8 activities and Talking It Over questions At least 2 learning experiences At least 2 leadership/citizenship activities Project review	Must bring animal and completed project book to judging. Be prepared to discuss care of animal and information in project book. Bring poster or educational exhibit teaching about an activity from project.	Exhibit poster or educational exhibit teaching about an activity from project in your 4-H Club Booth or county wide booth.
-----------------------------	--	---	--	--

* Project skill level indicates the project's intended audience. B = Beginning level—for members with little or no experience in a project area, or 8 to 10 year olds; I = Intermediate level, for members with some experience in a project area, or 11 to 13 year olds; A = Advanced level—for experienced members in a project area, or 14 or older; and X = All levels—for all skill and age levels. Exceptions to these age guidelines are noted. # - Not Eligible for State Fair Competition

Project Number and Name	Skill Level*	Project Completion Requirements See each project book for complete details.	County Requirements	Fair Display Requirement
Dogs 201O- <i>Obedience</i> 201S- <i>Showmanship</i> 201P- <i>Performance</i> 201W- <i>Working Dog</i>	X	Project animal by required date Project goals and objectives Member Project Guide, Dog Care and Welfare, and Animal Records sections Club or county level project review	Must bring animal and completed project book to judging. Be prepared to discuss care of animal and information in project book. Bring poster or educational exhibit teaching about an activity from project.	Exhibit poster or educational exhibit teaching about an activity from project in your 4-H Club Booth or county wide booth.
215 <i>Cavy Project and Record Book</i>	X	Project animal by required date Project goals and objectives Member Project Guide, animal care and welfare activities, and animal records At least 5 of the learning activities At least 2 learning experiences At least 2 leadership/citizenship activities	Secure at least one guinea pig. Use Guinea Pig Resource Book. May take project over a period of 3 years. May bring your animal to judging. Bring completed project book and exhibit poster or educational exhibit teaching about an activity from project. **No County Tag or Possession Date Required**	Exhibit poster or educational exhibit teaching about an activity from project in your 4-H Club Booth or county wide booth.
216 <i>Purr-fect Pals, Level 1</i> 217 <i>Climbing Up!</i> 218 <i>Leaping Forward</i>	B I A	Cat-a-logue Your Knowledge evaluation, before and after project At least 7 activities each year	Must bring animal and completed project book to judging. Be prepared to discuss care of animal and information in project book. Bring poster or educational exhibit teaching about an activity from project. If taking project for more than one year, you must use a different animal each year.	Exhibit poster or educational exhibit teaching about an activity from project in your 4-H Club Booth or county wide booth.
220 <i>Pocket Pets Project and Record Book</i>	X	Project animal by required date Project goals and objectives Member Project Guide, animal care and welfare activities, and animal records At least 5 of the learning activities At least 2 learning experiences At least 2 leadership/citizenship activities	Bring animal, completed project book to judging. Be prepared to discuss care of animal and information in project book. If taking project for more than one year, you must use a different animal each year. **No County Tag or Possession Date Required**	Exhibit poster or educational exhibit teaching about an activity from project in your 4-H Club Booth or county wide booth.

* Project skill level indicates the project's intended audience. B = Beginning level—for members with little or no experience in a project area, or 8 to 10 year olds; I = Intermediate level, for members with some experience in a project area, or 11 to 13 year olds; A = Advanced level—for experienced members in a project area, or 14 or older; and X = All levels—for all skill and age levels. Exceptions to these age guidelines are noted. # - Not Eligible for State Fair Competition

Project Number and Name	Skill Level*	Project Completion Requirements See each project book for complete details.	County Requirements	Fair Display Requirement
225 <i>Breeding Rabbit Project and Record Book</i>	X	Project animal by required date At least 1 topic of Interest At least 5 activities At least 2 project experiences At least 2 leadership/citizenship activities Quality Assurance and Rabbit Records sections Club or county level project review	Livestock Skillathon serves as interview judging – Bring Up To Date project record book.	Show your animal(s) in appropriate show and class at the Crawford County Fair. More rules can be found in the Crawford County Junior Fair Book..
226 <i>Market Rabbit Project and Record Book</i>	X	Project animal by required date At least 1 topics of interest At least 5 activities At least 2 project experiences At least 2 leadership/citizenship activities Quality Assurance and Rabbit Records sections Club or county level project review	Livestock Skillathon serves as interview judging – Bring Up To Date project record book.	Show your animal(s) in appropriate show and class at the Crawford County Fair. More rules can be found in the Crawford County Junior Fair Book.
227 <i>Pet Rabbit Project and Record Book</i>	X	Project animal by required date At least 1 topic of interest At least 8 activities At least 2 project experiences At least 2 leadership/citizenship activities Quality Assurance and Rabbit Records sections Club or county level project review	Livestock Skillathon serves as interview judging – Bring Up To Date project record book.	Show your animal(s) in appropriate show and class at the Crawford County Fair. More rules can be found in the Crawford County Junior Fair Book.
Dairy Cattle				
122 <i>Dairy Heifer Project and Record Book</i>	X	Project animal by required date Member Project Guide, Quality Assurance, and Animal Records sections Club or county level project review	Livestock Skillathon serves as interview judging – Bring Up To Date project record book.	Show your animal(s) in appropriate show and class at the Crawford County Fair. More rules can be found in the Crawford County Junior Fair Book.

* Project skill level indicates the project's intended audience. B = Beginning level—for members with little or no experience in a project area, or 8 to 10 year olds; I = Intermediate level, for members with some experience in a project area, or 11 to 13 year olds; A = Advanced level—for experienced members in a project area, or 14 or older; and X = All levels—for all skill and age levels. Exceptions to these age guidelines are noted. # - Not Eligible for State Fair Competition

Project Number and Name	Skill Level*	Project Completion Requirements See each project book for complete details.	County Requirements	Fair Display Requirement
126 <i>Dairy Cow Project and Record Book</i>	X	Project animal by required date Member Project Guide, Quality Assurance, and Animal Records sections Club or county level project review	Livestock Skillathon serves as interview judging – Bring Up To Date project record book.	Show your animal(s) in appropriate show and class at the Crawford County Fair. More rules can be found in the Crawford County Junior Fair Book..
Goats				
135BD-Breeding-Dairy Goat 135BM-Breeding-Meat Goat 135F-Fiber Goat 135H-Harness Goat 135P-Pack Goats 135C-Companion Goat	X	Project animal by required date Project goals and objectives Member Project Guide, Quality Assurance, and Animal Records sections Club or county level project review	Livestock Skillathon serves as interview judging – Bring Up To Date project record book.	Show your animal(s) in appropriate show and class at the Crawford County Fair. (Not all classes show) More rules can be found in the Crawford County Junior Fair Book.
Horses				
173 <i>Horseless Horse</i>	B #	Planning Your Project section At least 4 interest areas All recommended activities in your selected interest areas At least 2 organized activities At least 2 leadership/citizenship activities One-page report	Must participate in an interview and bring an educational display or poster related to the project. Bring completed project book.	Bring poster or educational exhibit teaching about an activity from project
174 <i>Beginning Horse Management</i>	B	Project horse required by deadline Appropriate helmet and other equipment Planning Your Project section All interest areas At least 2 Things to Do in each interest area At least 2 leadership/citizenship activities Project record	Horse Safety Program for first-time program participants. Must participate in Horse Skillathon. Bring completed project book.	A poster or educational display sharing some aspect of your project. Must follow <i>Uniform Rules for 4-H Horse Shows</i>

* Project skill level indicates the project's intended audience. B = Beginning level—for members with little or no experience in a project area, or 8 to 10 year olds; I = Intermediate level, for members with some experience in a project area, or 11 to 13 year olds; A = Advanced level—for experienced members in a project area, or 14 or older; and X = All levels—for all skill and age levels. Exceptions to these age guidelines are noted. # - Not Eligible for State Fair Competition

Project Number and Name	Skill Level*	Project Completion Requirements See each project book for complete details.	County Requirements	Fair Display Requirement
175 <i>Light Horse Selection</i>	I	Project horse required by deadline Appropriate helmet and other equipment Planning Your Project section All interest areas At least 2 Things to Do in each interest area At least 2 learning experiences At least 2 leadership/citizenship activities Questions on pages 55-57 Complete the judging description of your horse Completed 190R <i>Equine Record Book</i>	Horse Safety Program for first-time program participants. Must participate in Horse Skillathon. Bring completed project book	A poster or educational display sharing some aspect of your project. Must follow <i>Uniform Rules for 4-H Horse Shows</i>
177 <i>Horse Training: How to Talk to Your Horse</i>	I	Project horse required by deadline Appropriate helmet and other equipment Completed 190R <i>Equine Record Book</i>	Horse Safety Program for first-time program participants. Must participate in Horse Skillathon. Bring completed project book	A poster or educational display sharing some aspect of your project. Must follow Uniform Rules for 4-H Horse Shows
180 <i>Learning to Jump</i>	I	Project horse required by deadline Appropriate helmet and other equipment All 3 project areas At least 5 activities in each interest area At least 2 learning experiences At least 2 leadership/citizenship activities Complete 190R <i>Equine Record Book</i>	Horse Safety Program for first-time program participants. Must participate in Horse Skillathon. Bring completed project book	A poster or educational display sharing some aspect of your project. Must follow Uniform Rules for 4-H Horse Shows.
181 <i>Draft Horses</i>	I	Project horse required by deadline Appropriate helmet and other equipment Planning Your Project section Interest areas 1-5 and 7 (new members) Interest areas 2-7 (returning members) Things to Do in each interest area At least 2 learning opportunities At least 2 leadership/citizenship activities Completed 190R <i>Equine Record Book</i>	Horse Safety Program for first-time program participants. Must participate in Horse Skillathon. Bring completed project book	A poster or educational display sharing some aspect of your project. Must follow Uniform Rules for 4-H Horse Shows

* Project skill level indicates the project's intended audience. B = Beginning level—for members with little or no experience in a project area, or 8 to 10 year olds; I = Intermediate level, for members with some experience in a project area, or 11 to 13 year olds; A = Advanced level—for experienced members in a project area, or 14 or older; and X = All levels—for all skill and age levels. Exceptions to these age guidelines are noted. # - Not Eligible for State Fair Competition

Project Number and Name	Skill Level*	Project Completion Requirements See each project book for complete details.	County Requirements	Fair Display Requirement
182 <i>Small Equine</i>	I	Project horse required by deadline Appropriate helmet and other equipment Project Areas 1-7, each with at least one project activity At least 2 learning experiences At least 2 leadership/citizenship activities Completed 190R Equine Record Book One-page summary	Horse Safety Program for first-time program participants. Must participate in Horse Skillathon. Bring completed project book	A poster or educational display sharing some aspect of your project. Must follow Uniform Rules for 4-H Horse Shows
184 <i>Standardbred Horse</i>	I	Project horse required by deadline Appropriate helmet and other equipment Planning Your Project section Explore all interest areas At least 2 Things to Do At least 2 project learning experiences and 2 leadership/citizenship activities Completed 190R <i>Equine Record Book</i>	Horse Safety Program for first-time program participants. Must participate in Horse Skillathon. Bring completed project book	A poster or educational display sharing some aspect of your project. Must follow Uniform Rules for 4-H Horse Shows
185 <i>Equine Reproduction and Genetics</i>	A	Project horse required by deadline Appropriate helmet and other equipment Planning Your Project section All 3 major interest areas At least 3 Things to Do in each of your selected interest areas At least 3 project learning activities and 3 leadership/citizenship activities Completed 190R <i>Equine Record Book</i>	Horse Safety Program for first-time program participants. Must participate in Horse Skillathon. Bring completed project book	A poster or educational display sharing some aspect of your project. Must follow Uniform Rules for 4-H Horse Shows
188 <i>Trail Riding</i>	I	Project horse required by deadline Appropriate helmet and other equipment Planning Your Project section All interest areas At least 2 Things to Do in each interest area At least 2 project learning experiences and 2 leadership/citizenship activities Completed 190R <i>Equine Record Book</i>	Horse Safety Program for first-time program participants. Must participate in Horse Skillathon. Bring completed project book	A poster or educational display sharing some aspect of your project. Must follow Uniform Rules for 4-H Horse Shows

* Project skill level indicates the project's intended audience. B = Beginning level—for members with little or no experience in a project area, or 8 to 10 year olds; I = Intermediate level, for members with some experience in a project area, or 11 to 13 year olds; A = Advanced level—for experienced members in a project area, or 14 or older; and X = All levels—for all skill and age levels. Exceptions to these age guidelines are noted. # - Not Eligible for State Fair Competition

Project Number and Name	Skill Level*	Project Completion Requirements See each project book for complete details.	County Requirements	Fair Display Requirement
189 <i>Dressage</i>	I	Project horse required by deadline Appropriate helmet and other equipment Planning Your Project section New members explore interest areas 1-4 and first year Completion of project activities Repeating members complete Completion of Project activities All of the Things to Do At least 2 project learning experiences and 2 leadership/citizenship activities Completed 190R <i>Equine Record Book</i>	Horse Safety Program for first-time program participants. Must participate in Horse Skillathon. Bring completed project book	A poster or educational display sharing some aspect of your project. Must follow Uniform Rules for 4-H Horse Shows.
762 <i>Horse Nutrition</i>	A	Project horse required by deadline Appropriate helmet and other equipment Completed 190R <i>Equine Record Book</i>	Horse Safety Program for first-time program participants. Must participate in Horse Skillathon. Bring completed project book	A poster or educational display sharing some aspect of your project. Must follow Uniform Rules for 4-H Horse Shows
Llamas and Alpacas				
132 <i>Llama and Alpaca Project and Record Book</i>	X	Project animal by required date Project Goals and Objectives Member Project Guide, Animal Care and Welfare, and Animal Records sections Club or county level project review	Livestock Skillathon serves as interview judging – Bring Up To Date project record book.	Show your animal(s) in appropriate show and class at the Crawford County Fair. More rules can be found in the Crawford County Junior Fair Book.

* Project skill level indicates the project's intended audience. B = Beginning level—for members with little or no experience in a project area, or 8 to 10 year olds; I = Intermediate level, for members with some experience in a project area, or 11 to 13 year olds; A = Advanced level—for experienced members in a project area, or 14 or older: and X = All levels—for all skill and age levels. Exceptions to these age guidelines are noted. # - Not Eligible for State Fair Competition

Project Number and Name	Skill Level*	Project Completion Requirements See each project book for complete details.	County Requirements	Fair Display Requirement
Poultry				
150 <i>Poultry Project and Record Book</i> 150CE– Chicken, Exhibition 150CM – Chicken Market 150CEP – Chicken, Egg Production: Hen and Pullets 150DE- Duck Exhibition 150DM – Duck, Market 150GE – Goose, Exhibition 150GM – Goose, Market 150TE- Turkey, Exhibition 150TM – Turkey, Market 150H – Helmeted Guinea Fowl	X	Project animal by required date Project goals and objectives Member Project Guide, Quality Assurance, and Animal Records sections Club or county level project review	Livestock Skillathon serves as interview judging – Bring Up To Date project record book.	Show your animal(s) in appropriate show and class at the Crawford County Fair. More rules can be found in the Crawford County Junior Fair Book.
Sheep				
198 <i>Market Lamb Project and Record Book</i>	X	Project animal by required date All activities Club or county level project review	Livestock Skillathon serves as interview judging – Bring Up To Date project record book.	Show your animal(s) in appropriate show and class at the Crawford County Fair. More rules can be found in the Crawford County Junior Fair Book.
199 <i>Sheep Breeding Project and Record Book</i>	X	Project animal by required date At least 1 topic of interest At least 5 activities At least 2 learning experiences At least 2 leadership/citizenship activities Quality Assurance and Animal Records sections Club or county level project review	Livestock Skillathon serves as interview judging – Bring Up To Date project record book.	Show your animal(s) in appropriate show and class at the Crawford County Fair. More rules can be found in the Crawford County Junior Fair Book.

* Project skill level indicates the project's intended audience. B = Beginning level—for members with little or no experience in a project area, or 8 to 10 year olds; I = Intermediate level, for members with some experience in a project area, or 11 to 13 year olds; A = Advanced level—for experienced members in a project area, or 14 or older; and X = All levels—for all skill and age levels. Exceptions to these age guidelines are noted. # - Not Eligible for State Fair Competition

Project Number and Name	Skill Level*	Project Completion Requirements See each project book for complete details.	County Requirements	Fair Display Requirement
Swine				
139 <i>Market Hogs</i>	X	Project animal by required date At least 1 topic of interest; At least 5 activities; At least 2 learning experiences; At least 2 leadership/citizenship activities Quality Assurance and Animal Records; sections; Club or county level project review	Livestock Skillathon serves as interview judging – Bring Up To Date project record book.	Show your animal(s) in appropriate show and class at the Crawford County Fair. More rules can be found in the Crawford County Junior Fair Book.
140 <i>Swine Breeding Project and Record Book</i>	X	Project animal by required date At least 1 topic of interest; At least 5 activities; At least 2 learning experiences At least 2 leadership/citizenship activities Quality Assurance and Animal Records sections; Club or county level project review	Livestock Skillathon serves as interview judging – Bring Up To Date project record book.	No Show for Breeding.
Veterinary Science				
244 <i>From Airedales to Zebras, Level 1</i> 245 <i>All Systems Go! Level 2</i> 246 <i>On the Cutting Edge, Level 3</i>	B I A	Set goals and record project highlights At least seven activities each year At least 21 of the activities in three years Complete the "Whaddya Know?" survey before and after activities Project evaluation	Bring completed project book. Bring poster or educational exhibit teaching about an activity from project. Be prepared to discuss your exhibit as well as information in the project book	Exhibit poster or educational exhibit teaching about an activity from project. Display in your 4-H Club Booth or county wide booth.
Child and Family Development				
442 <i>Family History Treasure Hunt</i>	I	All 4 steps in What to Do, depending on number of years project is taken At least 1 other learning experience At least 1 leadership/citizenship activity Project review and records	Be prepared to discuss project experience. Bring family record chart and five-generation chart filled out as much as possible. Bring completed project book. During your research process, keep a log of who you have talked to and what information you received from them.	Exhibit a poster or small display of your family's history (using a chart and pictures) in your 4-H Club Booth or Countywide Booth at the county fair.

* Project skill level indicates the project’s intended audience. B = Beginning level—for members with little or no experience in a project area, or 8 to 10 year olds; I = Intermediate level, for members with some experience in a project area, or 11 to 13 year olds; A = Advanced level—for experienced members in a project area, or 14 or older; and X = All levels—for all skill and age levels. Exceptions to these age guidelines are noted. # - Not Eligible for State Fair Competition

Project Number and Name	Skill Level*	Project Completion Requirements See each project book for complete details.	County Requirements	Fair Display Requirement
-------------------------	--------------	--	---------------------	--------------------------

Clothing and Textiles

<p>1004 Exploring Sewing:</p> <p>Consider participating in the 4-H Style Show and register by July 16th. Clothing awards will be announced the 4-H Awards Program</p>	B #	<p>County Level Project – Not eligible for State Fair Competition.</p> <p>Complete All Project Guide and Learning Activities. Use pattern included. Complete the project review pages.</p>	Bring completed project book. Be prepared to discuss project experience.	Exhibit poster or educational exhibit teaching about an activity from project. Display in your 4-H Club Booth or county wide booth.
<p>409 Sew Fun!</p> <p>Consider participating in the 4-H Style Show and register by July 16th. Clothing awards will be announced the 4-H Awards Program</p>	B	<p>All 4 projects areas and activities At least 2 learning experiences At least 2 leadership/citizenship activities A pin cushion and fully elastic-waisted skirt, shorts, pants, or capris Project summary and project review</p>	Coordinate entire outfit with those items made to complete the “Total Look”. Member should be prepared to discuss why the items, which they constructed, are appropriate for their needs, and the use of the items in the sewing box. Bring completed project book and sewing box you assembled for the project.	Display garment(s) (with pattern number and pattern envelope attached) in your 4-H Club Booth or Countywide Booth at the fair. Those who participate in the 4-H Style Revue will receive the additional 4-H Style Revue premium.
<p>410 Designed By Me</p> <p>Consider participating in the 4-H Style Show and register by July 16th. Clothing awards will be announced the 4-H Awards Program</p>	B	<p>All 8 activities, including Talking It Over questions At least 2 learning experiences At least 2 leadership/citizenship activities Decorate (or embellish) a T-shirt, sweatshirt, button-down shirt, or simple jacket Project review Project record (if any materials purchased)</p>	Decorate a T-shirt, sweatshirt, button-down shirt, or simply jacket. Select a new item or one from your wardrobe to wear with your decorated top for judging. Be prepared to discuss garment construction and project experience.	Display garment(s) in your 4-H Club Booth or Countywide Booth at the fair. Those who participate in the 4-H Style Revue will receive the additional 4-H Style Revue premium.

* Project skill level indicates the project's intended audience. B = Beginning level—for members with little or no experience in a project area, or 8 to 10 year olds; I = Intermediate level, for members with some experience in a project area, or 11 to 13 year olds; A = Advanced level—for experienced members in a project area, or 14 or older; and X = All levels—for all skill and age levels. Exceptions to these age guidelines are noted. # - Not Eligible for State Fair Competition

Project Number and Name	Skill Level*	Project Completion Requirements See each project book for complete details.	County Requirements	Fair Display Requirement
<p>411 <i>em•bel•lish: A 4-H Guide to Wearable Art</i></p> <p>Consider participating in the 4-H Style Show and register by July 16th. Clothing awards will be announced the 4-H Awards Program</p>	I	<p>All 10 activities and 3 journal pages At least one embellished garment At least 2 learning experiences At least 2 leadership/citizenship activities Project review</p>	<p>Bring completed project book with journal pages, outfit you completed by embellishing and be prepared to discuss your experience with the judge.</p>	<p>Display garment(s) (with pattern number and pattern envelope attached) in your 4-H Club Booth or Countywide Booth at the fair. Those who participate in the 4-H Style Revue will receive the additional 4-H Style Revue premium.</p>
<p>413 <i>Sundresses and Jumpers</i></p> <p>Consider participating in the 4-H Style Show and register by July 16th. Clothing awards will be announced the 4-H Awards Program</p>	B	<p>All 5 project areas At least 2 learning experiences At least 2 leadership/citizenship activities A sundress or jumper Project review</p>	<p>Wear finished garment and accessories for the "Total Look". Be able to discuss sewing methods and techniques used as well as activities completed as a part of the project. Bring completed project book and pattern.</p>	<p>Display garment(s) (with pattern number and pattern envelope attached) in your 4-H Club Booth or Countywide Booth at the fair. Those who participate in the 4-H Style Revue will receive the additional 4-H Style Revue premium.</p>
<p>419 <i>Terrific Tops</i></p> <p>Consider participating in the 4-H Style Show and register by July 16th. Clothing awards will be announced the 4-H Awards Program</p>	B	<p>All 8 activities, including Talking It over questions At least 2 learning experiences At least 2 leadership/citizenship activities A top that is part of a complete outfit Project review</p>	<p>Wear the top you made and the coordinating garments and/or accessories to make the "Total Look". Halter-tops are not permitted. Be able to discuss the sewing methods and techniques used. Since this is a beginning project, it would be wise to select a simple blouse pattern with either no sleeves or short sleeves. Bring completed project book and pattern.</p>	<p>Display garment(s) (with pattern number and pattern envelope attached) in your 4-H Club Booth or Countywide Booth at the fair. Those who participate in the 4-H Style Revue will receive the additional 4-H Style Revue premium.</p>

* Project skill level indicates the project's intended audience. B = Beginning level—for members with little or no experience in a project area, or 8 to 10 year olds; I = Intermediate level, for members with some experience in a project area, or 11 to 13 year olds; A = Advanced level—for experienced members in a project area, or 14 or older; and X = All levels—for all skill and age levels. Exceptions to these age guidelines are noted. # - Not Eligible for State Fair Competition

Project Number and Name	Skill Level*	Project Completion Requirements See each project book for complete details.	County Requirements	Fair Display Requirement
<p>424 <i>Clothing for Middle School</i> Consider participating in the 4-H Style Show and register by July 16th. Clothing awards will be announced the 4-H Awards Program</p>	<p>I, ages 10-14</p>	<p>All 5 interest areas At least 1 garment with sleeves or a skirt or pants plus a top such as a vest, collarless jacket, sweater, blouse, or other top, with or without sleeves At least 1 additional organized activity, 1 leadership/citizenship activity and 1 career experience. Project evaluation and project summary</p>	<p>Wear finished garment(s) and accessories to complete a "Total Look" outfit to wear to school. The outfit must include at least one constructed garment with sleeves or a skirt or pants plus a top such as a vest, collarless jacket, sweater, blouse or other top with or without sleeves. Garments may be made by sewing, knitting, crocheting or a combination of these techniques. Bring pattern(s) used and completed project book and be prepared to discuss techniques used in making garment(s) and information in project book.</p>	<p>Display garment(s) (with pattern number and pattern envelope attached) in your 4-H Club Booth or Countywide Booth at the fair. Those who participate in the 4-H Style Revue will receive the additional 4-H Style Revue premium.</p>
<p>406 <i>Clothes for High School and College</i> Consider participating in the 4-H Style Show and register by July 16th. Clothing awards will be announced the 4-H Awards Program</p>	<p>A</p>	<p>All 5 major areas At least 2 additional organized activities At least 2 leadership/citizenship activities A wardrobe inventory At least 1 outfit with a minimum of 2 pieces or a 1-piece garment with sleeves, plus some other style detail not tried before Repair at least 3 items from your wardrobe Project summary</p>	<p>Wear finished garment(s) and accessories to complete a "Total Look" outfit to wear to school. The outfit must include a minimum of two pieces or a one-piece garment with sleeves. Members are encouraged to include another style detail or technique in the garment, which they have not previously used. Complete all activities in the project book and be prepared to discuss them. Bring pattern(s) used and project book.</p>	<p>Display garment(s) (with pattern number and pattern envelope attached) in your 4-H Club Booth or Countywide Booth at the fair. Those who participate in the 4-H Style Revue will receive the additional 4-H Style Revue premium.</p>
<p>407 <i>Accessories for Teens</i> Consider participating in the 4-H Style Show and register by July 16th. Clothing awards will be announced the 4-H Awards Program</p>	<p>B, ages 13+</p>	<p>All 4 interest areas At least 1 additional 4-H activity At least 1 leadership/citizenship experience Wardrobe evaluation and accessories to complement at least 1 outfit At least 1 accessory: bag/purse, belt/cummerbund, footwear/shoe covers, hat, gloves, jewelry, removable collar/dickey/jabot, scarf/tie, muffler/shawl, socks/hosiery, or suspenders to complete the appearance of an outfit Project record and evaluation</p>	<p>Bring the outfit (including the accessories) you have accessorized and completed project book. Be prepared to discuss skills you have learned and knowledge of buymanship, construction, understanding of appearance, and other aspects of accessorizing clothing and textiles.</p>	<p>Display garment(s) in your 4-H Club Booth or Countywide Booth at the fair. Those who participate in the 4-H Style Revue will receive the additional 4-H Style Revue premium.</p>

* Project skill level indicates the project's intended audience. B = Beginning level—for members with little or no experience in a project area, or 8 to 10 year olds; I = Intermediate level, for members with some experience in a project area, or 11 to 13 year olds; A = Advanced level—for experienced members in a project area, or 14 or older; and X = All levels—for all skill and age levels. Exceptions to these age guidelines are noted. # - Not Eligible for State Fair Competition

Project Number and Name	Skill Level*	Project Completion Requirements See each project book for complete details.	County Requirements	Fair Display Requirement
<p>420 Outerwear for Anywhere Consider participating in the 4-H Style Show and register by July 16th. Clothing awards will be announced the 4-H Awards Program</p>	<p>A, ages 15-18</p>	<p>All 4 projects areas and activities At least 2 learning experiences At least 2 leadership/citizenship activities An advanced-level outer garment, such as a coat, jacket, raincoat, cape, or other similar outer garment, and add other clothing accessories for a total look. Project summary and project review</p>	<p>Wear garment and assemble an outfit to coordinate outer garment. Select appropriate accessories for the "Total Look". Be able to answer questions relating to your project. Bring completed project book and pattern used. Garment may be made by sewing, knitting, crocheting, or a combination of these techniques</p>	<p>Display garment(s) (with pattern number and pattern envelope attached) in your 4-H Club Booth or Countywide Booth at the fair. Those who participate in the 4-H Style Revue will receive the additional 4-H Style Revue premium.</p>
<p>425 Look Great for Less Consider participating in the 4-H Style Show and register by July 16th. Clothing awards will be announced the 4-H Awards Program</p>	<p>A, ages 15-18</p>	<p>All 5 interest areas At least 1 learning experience At least 1 leadership/citizenship activity An inexpensive outfit Project record, summary, and evaluation</p>	<p>Wear your "Total Look" outfit that you have purchased to judging. Be sure to have a breakdown of the total cost of your outfit. Bring completed project book to judging and be prepared to discuss activities completed. Bring a poster that demonstrates your research in the different interest areas in this project.</p>	<p>Display garment(s) in your 4-H Club Booth or Countywide Booth at the fair. Those who participate in the 4-H Style Revue will receive the additional 4-H Style Revue premium.</p>
<p>412 Sew for Others Consider participating in the 4-H Style Show and register by July 16th. Clothing awards will be announced the 4-H Awards Program</p>	<p>I</p>	<p>All 5 interest areas At least 1 learning experience At least 1 leadership/citizenship activity A complete outfit for an individual or 3 different garments (adapted) for someone with special needs Project evaluation</p>	<p>Construct one complete garment for that person, or adapt three different garments for a disabled person and assist in the selection of appropriate accessories. Garments may be made by sewing, knitting, crocheting, or a combination of these techniques. Bring completed project book and pattern(s) used. Be prepared to discuss garment construction, alterations you had to make for your "other", as well as techniques used in constructing the outfit and activities completed.</p>	<p>Display garment(s) (with pattern number and pattern envelope attached) in your 4-H Club Booth or Countywide Booth at the fair. Those who participate in the 4-H Style Revue will receive the additional 4-H Style Revue premium.</p>

* Project skill level indicates the project's intended audience. B = Beginning level—for members with little or no experience in a project area, or 8 to 10 year olds; I = Intermediate level, for members with some experience in a project area, or 11 to 13 year olds; A = Advanced level—for experienced members in a project area, or 14 or older; and X = All levels—for all skill and age levels. Exceptions to these age guidelines are noted. # - Not Eligible for State Fair Competition

Project Number and Name	Skill Level*	Project Completion Requirements See each project book for complete details.	County Requirements	Fair Display Requirement
<p>415 Ready, Set, Sew Active! Consider participating in the 4-H Style Show and register by July 16th. Clothing awards will be announced the 4-H Awards Program</p>	I	<p>All 9 activities At least 2 learning experiences At least 2 leadership/citizenship activities At least one garment that is part of an active sportswear outfit Project summary and project review</p>	<p>Make at least one garment in an outfit assembled for Ready, Set, Sew Active. Wear finished sports apparel and accessories to make the "Total Look". Be able to discuss details of the construction and other activities completed as a part of the project. Bring pattern(s) used and completed project book.</p>	<p>Display garment(s) (with pattern number and pattern envelope attached) in your 4-H Club Booth or Countywide Booth at the fair. Those who participate in the 4-H Style Revue will receive the additional 4-H Style Revue premium.</p>
<p>418 Loungewear Consider participating in the 4-H Style Show and register by July 16th. Clothing awards will be announced the 4-H Awards Program</p>	X	<p>All 11 activities At least 2 learning experiences At least 2 leadership/citizenship activities A loungewear outfit to wear over garments you make or buy Project record, summary, and review</p>	<p>Wear finished garment(s) and accessories to complete the "Total Look". (Make sure footwear is appropriate and coordinates with the outfit.) Bring completed project book and pattern(s) used.</p>	<p>Display garment(s) (with pattern number and pattern envelope attached) in your 4-H Club Booth or Countywide Booth at the fair. Those who participate in the 4-H Style Revue will receive the additional 4-H Style Revue premium.</p>
<p>430 Shopping Savvy Consider participating in the 4-H Style Show and register by July 16th. Clothing awards will be announced the 4-H Awards Program</p>	I	<p>All 8 activities At least 2 learning experiences At least 2 leadership/citizenship activities An outfit, including accessories Project review</p>	<p>If you wish to participate in the 4-H Style Revue, choose one of the activities designed for this in the project book. This is explained in the project member guide. Only rosettes will be given as awards in the three divisions. Award selections will be based on interview only - not outfits modeled.</p>	<p>Display garment(s) in your 4-H Club Booth or Countywide Booth at the fair. Those who participate in the 4-H Style Revue will receive the additional 4-H Style Revue premium.</p>
<p>408 Creative Costumes Consider participating in the 4-H Style Show and register by July 16th. Clothing awards will be announced the 4-H Awards Program</p>	A	<p>All 5 interest areas At least 1 learning experience At least 1 leadership/citizenship activity A costume from one of these categories: historical, ethnic/cultural, theatrical, or special interest</p>	<p>Wear costume garment(s) and appropriate accessories to complete the "Total Look". Be able to answer Wear costume garment(s) and appropriate accessories to complete the "Total Look". Be able to answer questions about costume</p>	<p>Display garment(s) (with pattern number and pattern envelope attached) in your 4-H Club Booth or Countywide Booth at the fair. Those who</p>

* Project skill level indicates the project’s intended audience. B = Beginning level—for members with little or no experience in a project area, or 8 to 10 year olds; I = Intermediate level, for members with some experience in a project area, or 11 to 13 year olds; A = Advanced level—for experienced members in a project area, or 14 or older: and X = All levels—for all skill and age levels. Exceptions to these age guidelines are noted. # - Not Eligible for State Fair Competition

Project Number and Name	Skill Level*	Project Completion Requirements See each project book for complete details.	County Requirements	Fair Display Requirement
		Project record and evaluation summary	history or background related to the specific costume chosen, construction details and activities completed as a part of the project. Bring completed project book and pattern(s) used.	participate in the 4-H Style Revue will receive the additional 4-H Style Revue premium.
<p>417 Dress-Up Outfit Consider participating in the 4-H Style Show and register by July 16th. Clothing awards will be announced the 4-H Awards Program</p>	A	<p>All 5 interest areas At least 1 learning experience At least 1 leadership/citizenship activity A dress-up garment with two or more new experiences (zipper, sleeves, new trim or fabric) and coordinate/incorporate/integrate into your total look Project evaluation and project review</p>	Wear dress-up garment and accessories to complete the “Total Look”. Be able to answer questions about construction details and activities completed as a part of the project. Bring completed project book and pattern(s) used. Garment(s) may be combination of techniques.	Display garment(s) (with pattern number and pattern envelope attached) in your 4-H Club Booth or Countywide Booth at the fair. Those who participate in the 4-H Style Revue will receive the additional 4-H Style Revue premium.
<p>426 Clothing for Your Career Consider participating in the 4-H Style Show and register by July 16th. Clothing awards will be announced the 4-H Awards Program</p>	A	<p>All 5 interest areas At least 1 learning experience At least 1 leadership/citizenship activity An outfit with at least 2 pieces appropriate for a job, volunteer, work, or an interview (suit, uniform, or work outfit) At least 2 alterations A brief description of an interesting job. Job site visit or interview a professional, or both Project record and evaluation</p>	Wear finished garments and accessories you have selected. The outfit should be a “Total Look” outfit which fills a job or interview need and contains a minimum of two pieces. The selected construction technique should provide several new challenges. Garments may be made by sewing, knitting, or crocheting or a combination of these techniques. Bring completed project book and be prepared to discuss activities completed as a part of the project book. Bring pattern(s) used.	Display garment(s) (with pattern number and pattern envelope attached) in your 4-H Club Booth or Countywide Booth at the fair. Those who participate in the 4-H Style Revue will receive the additional 4-H Style Revue premium.

* Project skill level indicates the project's intended audience. B = Beginning level—for members with little or no experience in a project area, or 8 to 10 year olds; I = Intermediate level, for members with some experience in a project area, or 11 to 13 year olds; A = Advanced level—for experienced members in a project area, or 14 or older: and X = All levels—for all skill and age levels. Exceptions to these age guidelines are noted. # - Not Eligible for State Fair Competition

Project Number and Name	Skill Level*	Project Completion Requirements See each project book for complete details.	County Requirements	Fair Display Requirement
432 <i>Sewing and Textiles Master</i> Consider participating in the 4-H Style Show and register by July 16th. Clothing awards will be announced the 4-H Awards Program	A	At least one non-clothing fabric item At least 2 learning experiences At least 2 leadership/citizenship activities Project records including interview, budget, and photos Judging activity	Bring completed non clothing fabric item, records, photos, and be prepared to discuss your experience with the judge.	Display non clothing fabric item(s) made. in your 4-H Club Booth or the Countywide Booth at the fair. Those who participate in the 4-H Style Revue will receive the additional 4-H Style Revue premium.

Creative and Leisure Arts

Cake Decorating				
492 <i>Cake Decorating Project and Record book</i> Judging will be based on EXPERIENCE. Beginner level – with 1 to 3 years of cake decorating experience Intermediate level – with 4 to 6 years of cake decorating experience, and Advance level - with 7 years or more cake decoration experience.	X	At least 5 learning activities At least 2 learning experiences At least 2 leadership/citizenship activities Record of decorating skills and techniques Project and cake records Project summary and review	Bring a decorated cake, 12x8 piece of wax paper, decorating bag of frosting made from a recipe in the book, plus decorating tip(s) used in making your cake. Member will be asked by the judge to demonstrate decorating techniques on the piece wax paper. Be prepared to share your knowledge and skill with the judge and discuss what you have learned this year. Fondant may only be used by Advanced Level experience project members. A beginner or intermediate experience project member using fondant will be judged but not eligible for county awards or State Fair competition.	Exhibit poster or non-edible educational exhibit teaching about an activity from project. Display in your 4-H Club Booth or county wide booth.

* Project skill level indicates the project's intended audience. B = Beginning level—for members with little or no experience in a project area, or 8 to 10 year olds; I = Intermediate level, for members with some experience in a project area, or 11 to 13 year olds; A = Advanced level—for experienced members in a project area, or 14 or older; and X = All levels—for all skill and age levels. Exceptions to these age guidelines are noted. # - Not Eligible for State Fair Competition

Project Number and Name	Skill Level*	Project Completion Requirements See each project book for complete details.	County Requirements	Fair Display Requirement
Collecting				
496 <i>My Favorite Things</i>	B	All 8 activities At least 2 learning experiences At least 2 leadership/citizenship activities Project review	Prepare an educational poster or scrapbook about your collectibles. Collectible collections will not be displayed at the fair. This project is NOT eligible for State Fair Competition. Bring poster or educational exhibit teaching about an activity from project.	Exhibit poster or educational exhibit teaching about an activity from project that you display in your 4-H Club Booth or county wide booth.
Fine Arts				
498 <i>Quilting the Best Better</i> Consider participating in the 4-H Style Show and register by July 16th. Clothing awards will be announced the 4-H Awards Program.	I	All 8 activities and all Quilting Quotes questions At least 2 learning experiences At least 2 leadership/citizenship activities Quilt blocks, a pillow to be donated, and a lap quilt (minimum 30" x 30" and maximum 54" x 72") Project review	Bring your completed project book, quilt blocks, a pillow to be donated, and a lap quilt (minimum 30" x 30" and maximum 54" x 72") as per pattern(s) <u>provided in the project book</u> . Sewing project members are asked to also take part in the 4-H Style Show on Sunday, July 19 at 4:30 p.m. Register by June 20th. Clothing awards will be announced the 4-H Awards Program.	Display a poster, quilt, or educational exhibit in Club Booth or Countywide Booth. Those who participate in the 4-H Style Revue will receive the additional 4-H Style Revue premium.
499 <i>You Can Quilt!</i> Consider participating in the 4-H Style Show and register by July 16th. Clothing awards will be announced the 4-H Awards Program	I	All 7 activities At least 2 learning experiences At least 2 leadership/citizenship activities Construct a Rail Fence or Four Patch mini-quilt Project summary and project review	Bring your completed quilt as per pattern(s) <u>provided in the project book</u> and be prepared to discuss all aspects of your project. If you are displaying something other than your quilt; make sure you bring your educational display or poster.	Display a poster, quilt, or educational exhibit in Club Booth or Countywide Booth. Those who participate in the 4-H Style Revue will receive the additional 4-H Style Revue premium.

* Project skill level indicates the project's intended audience. B = Beginning level—for members with little or no experience in a project area, or 8 to 10 year olds; I = Intermediate level, for members with some experience in a project area, or 11 to 13 year olds; A = Advanced level—for experienced members in a project area, or 14 or older; and X = All levels—for all skill and age levels. Exceptions to these age guidelines are noted. # - Not Eligible for State Fair Competition

Project Number and Name	Skill Level*	Project Completion Requirements See each project book for complete details.	County Requirements	Fair Display Requirement
592 <i>Get Started in Art</i>	X	All 11 activities At least 2 learning experiences At least 2 leadership/citizenship activities A final project Project summary and project review <u>Juniors:</u> (8-13 years old) – select/bring 1 item made. <u>Senior:</u> (14 years & older) – Select/bring 1 items made	Must bring completed book. Keep a scrapbook or prepare an educational poster of projects made from related material and techniques as described in the project book. Include examples that illustrate design elements (and design principles for seniors). These may be pictures from magazines, books, etc. <u>Junior members</u> will be expected to discuss the elements of design and how they relate to the items brought to judging. <u>Senior members</u> will be required to discuss the elements and principles of design as they relate to the items brought to judging.	Exhibit one item made in your 4-H Club Booth or the Countywide Booth.
593 <i>Seeing Trough Graphic Design</i>		All 9 activities, including a portfolio, and all of the Talking It Over questions At least 2 learning experiences At least 2 leadership/citizenship activities Project summary and project review	Bring your completed project book and be prepared to discuss the activities you completed and the glossary in the back of the book. Also bring your project portfolio.	Exhibit one item made in your 4-H Club Booth or the Countywide Booth.
Photography				
584 <i>Focus on Photography</i>	B	All 4 project areas, photo journal, and review questions At least 2 learning experiences At least 2 leadership/citizenship activities Project review	Bring a photo album arranged with 24 to 36 of the pictures you have taken and framed photograph or photo story poster (5 -10 photos) which you plan to display. Bring completed project book. Be prepared to discuss the activities you completed, and the photographic terms listed in the back of your book.	Exhibit framed photograph, your opened photo album, or story poster in your 4-H Club Booth or the Countywide Booth

* Project skill level indicates the project's intended audience. B = Beginning level—for members with little or no experience in a project area, or 8 to 10 year olds; I = Intermediate level, for members with some experience in a project area, or 11 to 13 year olds; A = Advanced level—for experienced members in a project area, or 14 or older; and X = All levels—for all skill and age levels. Exceptions to these age guidelines are noted. # - Not Eligible for State Fair Competition

Project Number and Name	Skill Level*	Project Completion Requirements See each project book for complete details.	County Requirements	Fair Display Requirement
585 <i>Controlling the Image</i> 586 <i>Mastering Photography</i> 589M <i>Photography Master</i>	I A A	All 4 project areas, photo journal, and review questions At least 2 learning experiences At least 2 leadership/citizenship activities Project review	Bring your completed project book and be prepared to discuss the activities you completed and the glossary in the back of the book. Also, bring a photo album arranged with 24 to 36 of the pictures you have taken and framed photograph or photo story poster(5 -10 photos) you plan to display.	Exhibit framed photograph, your opened photo album, or story poster in your 4-H Club Booth or the Countywide Booth
Scrapbooking				
497 <i>Scrapbooking: A 4-H Guide to Preserving Memories</i>	B	All 3 project areas (the last activity is optional) At least 2 learning experiences At least 2 leadership/citizenship activities A scrapbook Project review	Bring completed project book and Scrapbook. Be able to share what you learned in doing the project about the components of a scrapbook and to explain your choices in the scrapbook you created	Exhibit your scrapbook. Display in your 4-H Club Booth or county wide booth.
Writing				
588 <i>The Writer in You</i> Creative Writing Judging, project (project book and writing) due to Extension Office by July 1st, 4:00 p.m.	I #	All 11 activities (including a writing portfolio) and all of the Talking It Over questions At least 2 learning experiences At least 2 leadership/citizenship activities Project review	Keep a notebook/scrapbook of ideas. If the project is taken for several years, the required pieces of writing must be new each year. Prior submissions should be a part of your scrapbook. All entries must be neatly printed in blue or black ink, or typed. Writing notebooks/scrapbooks should be organized into categories (rhymed poetry, free style poetry, short story, essay, etc.) Relevant illustrations are encouraged (but not required) in all age categories. The entries should be in the member's own words and be consistent with the skill level displayed in the notebook/scrapbook. The project will be judged on quality of writing, grammar, spelling, and neatness. Be prepared to discuss the project at the interview evaluation.	Exhibit notebook/scrapbook in your 4-H Club Booth or the Countywide Booth No state fair event

* Project skill level indicates the project’s intended audience. B = Beginning level—for members with little or no experience in a project area, or 8 to 10 year olds; I = Intermediate level, for members with some experience in a project area, or 11 to 13 year olds; A = Advanced level—for experienced members in a project area, or 14 or older: and X = All levels—for all skill and age levels. Exceptions to these age guidelines are noted. # - Not Eligible for State Fair Competition

Project Number and Name	Skill Level*	Project Completion Requirements See each project book for complete details.	County Requirements	Fair Display Requirement
-------------------------	--------------	--	---------------------	--------------------------

Food and Nutrition

459 <i>Let’s Start Cooking</i>	B	All 8 activities, including 6 recipes At least 2 learning experiences At least 2 leadership/citizenship activities Project Review	Must Participate in an interview judging and bring the following: -one serving of food you made from recipe in the project book with service and tableware - completed project book - a planned menu for one day using MyPlate - completed project portfolio – See page 10 for guidelines	Exhibit your three pronged project folder. Display in your 4-H Club Booth or countywide booth.
484 <i>Snack Attack!</i>	B	All 7 activities, including 7 recipes At least 2 learning experiences At least 2 leadership/citizenship activities Project review	Must Participate in an interview judging and bring the following: -one serving of food you made from recipe in the project book with service and tableware - completed project book - a planned menu for one day using MyPlate completed project portfolio – See page 10 for guidelines	Exhibit your three pronged project folder. Display in your 4-H Club Booth or countywide booth.
486 <i>Dashboard Dining: A 4-H Guide to Healthful Fast Food Choices</i>	I	All 7 activities At least 2 learning experiences At least 2 leadership/citizenship activities Project review	Must Participate in an interview judging and bring the following: -one serving of food you made from recipe in the project book with service and tableware - completed project book - a planned menu for one day using MyPlate completed project portfolio – See page 10 for guidelines	Exhibit your three pronged project folder. Display in your 4-H Club Booth or countywide booth.
487 <i>Take a Break for Breakfast</i>	B	All 5 interest areas, including at least 2 recipes in each area Allow 4 weeks for the chicken bone experiment At least 2 learning experiences and 2 leadership/citizenship/career activities Project review	Must Participate in an interview judging and bring the following: -one serving of food you made from recipe in the project book with service and tableware - completed project book - a planned menu for one day using MyPlate completed project portfolio – See page 10 for guidelines	Exhibit your three pronged project folder. Display in your 4-H Club Booth or countywide booth.

* Project skill level indicates the project’s intended audience. B = Beginning level—for members with little or no experience in a project area, or 8 to 10 year olds; I = Intermediate level, for members with some experience in a project area, or 11 to 13 year olds; A = Advanced level—for experienced members in a project area, or 14 or older: and X = All levels—for all skill and age levels. Exceptions to these age guidelines are noted. # - Not Eligible for State Fair Competition

Project Number and Name	Skill Level*	Project Completion Requirements See each project book for complete details.	County Requirements	Fair Display Requirement
461 <i>Let's Bake Quick Breads</i>	I	All 8 activities, including 7 recipes At least 2 learning experiences At least 2 leadership/citizenship activities Project review	Must Participate in an interview judging and bring the following: -one serving of food you made from recipe in the project book with service and tableware - completed project book - a planned menu for one day using MyPlate completed project portfolio – See page 10 for guidelines	Exhibit your three pronged project folder. Display in your 4-H Club Booth or countywide booth.
463 <i>Sports Nutrition: Ready Set Go</i>	I	All 5 activities, including 5 recipes and Talking It Over questions At least 2 learning experiences At least 2 leadership/citizenship activities Project review	Must Participate in an interview judging and bring the following: -one serving of food you made from recipe in the project book with service and tableware - completed project book - a planned menu for one day using MyPlate completed project portfolio – See page 10 for guidelines	Exhibit your three pronged project folder. Display in your 4-H Club Booth or countywide booth.
472 <i>Grill Master</i>	I	All 6 activities, including at least 5 recipes and the Notes for Next Time At least 2 learning experiences At least 2 leadership/citizenship activities Project review	Must Participate in an interview judging and bring the following: -one serving of food you made from recipe in the project book with service and tableware - completed project book - a planned menu for one day using MyPlate completed project portfolio – See page 10 for guidelines	Exhibit your three pronged project folder. Display in your 4-H Club Booth or countywide booth.
474 <i>Beyond the Grill</i>	A	All 6 activities, including 9 recipes At least 2 learning experiences At least 2 leadership/citizenship activities Project review	Must Participate in an interview judging and bring the following: -one serving of food you made from recipe in the project book with service and tableware - completed project book - a planned menu for one day using MyPlate completed project portfolio – See page 10 for guidelines	Exhibit your three pronged project folder. Display in your 4-H Club Booth or countywide booth.

* Project skill level indicates the project's intended audience. B = Beginning level—for members with little or no experience in a project area, or 8 to 10 year olds; I = Intermediate level, for members with some experience in a project area, or 11 to 13 year olds; A = Advanced level—for experienced members in a project area, or 14 or older; and X = All levels—for all skill and age levels. Exceptions to these age guidelines are noted. # - Not Eligible for State Fair Competition

Project Number and Name	Skill Level*	Project Completion Requirements See each project book for complete details.	County Requirements	Fair Display Requirement
475 <i>Star Spangled Foods</i>	I	All 7 recipe sections, including 11 recipes At least 3 learning experiences At least 3 leadership/citizenship activities	Must Participate in an interview judging and bring the following: -one serving of food you made from recipe in the project book with service and tableware - completed project book - a planned menu for one day using MyPlate completed project portfolio – See page 10 for guidelines	Exhibit your three pronged project folder. Display in your 4-H Club Booth or countywide booth.
477 <i>Party Planner: A 4-H Guide to Quantity Cooking</i>	I	All 8 activities, including 8 recipes At least 2 learning experiences At least 2 leadership/citizenship activities Project summary and project review	Must Participate in an interview judging and bring the following: -one serving of food you made from recipe in the project book with service and tableware - completed project book - a planned menu for one day using MyPlate completed project portfolio – See page 10 for guidelines. Complete a budget for a party and list all the expenses to help decide how to spend the money.	Exhibit your three pronged project folder. Display in your 4-H Club Booth or countywide booth.
481 <i>Everyday Food and Fitness</i>	B	All 7 activities, including 5 recipes and Talking It Over questions At least 2 learning experiences At least 2 leadership/citizenship activities Project review	Must Participate in an interview judging and bring the following: -one serving of food you made from recipe in the project book with service and tableware - completed project book - a planned menu for one day using MyPlate completed project portfolio – See page 10 for guidelines	Exhibit your three pronged project folder. Display in your 4-H Club Booth or countywide booth
485 <i>Racing the Clock to Awesome Meals</i>	I	All 7 activities, including 1 recipe and the Notes for Next Time for each activity At least 2 learning experiences At least 2 leadership/citizenship activities Project review	Must Participate in an interview judging and bring the following: -one serving of food you made from recipe in the project book with service and tableware - completed project book - a planned menu for one day using MyPlate completed project portfolio – See page 10 for guidelines	Exhibit your three pronged project folder. Display in your 4-H Club Booth or countywide booth.

* Project skill level indicates the project's intended audience. B = Beginning level—for members with little or no experience in a project area, or 8 to 10 year olds; I = Intermediate level, for members with some experience in a project area, or 11 to 13 year olds; A = Advanced level—for experienced members in a project area, or 14 or older; and X = All levels—for all skill and age levels. Exceptions to these age guidelines are noted. # - Not Eligible for State Fair Competition

Project Number and Name	Skill Level*	Project Completion Requirements See each project book for complete details.	County Requirements	Fair Display Requirement
462 <i>Yeast Breads on the Rise</i>	A	All 5 interest areas, including at least 6 recipes At least 2 learning experiences At least 2 leadership/citizenship activities Project record and summary	Must Participate in an interview judging and bring the following: - Bring one loaf of bread or five dinner rolls of traditional shapes (may include white, whole wheat, rye, or mixture) and a cutting board and knife for bread or bread basket for rolls. - completed project book - a planned menu for one day using MyPlate - completed project portfolio – See page 10 for guidelines.	Exhibit your three pronged project folder. Display in your 4-H Club Booth or countywide booth.
467 <i>You're the Chef</i>	A	All 8 interest areas, including 7 meals At least 2 learning experiences At least 2 leadership/citizenship activities Project record, evaluation at the end of each interest area, and review	Must Participate in an interview judging and bring the following: -one serving of food you made from recipe in the project book with service and tableware - completed project book - a planned menu for one day using MyPlate completed project portfolio – See page 10 for guidelines	Exhibit your three pronged project folder. Display in your 4-H Club Booth or countywide booth.
469 <i>Global Gourmet</i>	A	All 7 activities, including preparation of meals and Notes for Next Time At least 2 learning experiences At least 2 leadership/citizenship activities Project review	Must Participate in an interview judging and bring the following: -one serving of food you made from recipe in the project book with service and tableware - completed project book - a planned menu for one day using MyPlate completed project portfolio – See page 10 for guidelines	Exhibit your three pronged project folder. Display in your 4-H Club Booth or countywide booth.
476 <i>Pathways to Culinary Success</i>	A	All 6 chapters, including at least 3 recipes or additional ideas for each chapter At least 3 learning experiences At least 1 leadership/citizenship/career activity Project record and project journal	Must Participate in an interview judging and bring the following: -one serving of food you made from recipe in the project book with service and tableware - completed project book - a planned menu for one day using MyPlate completed project portfolio – See page 10 for guidelines	Exhibit your three pronged project folder. Display in your 4-H Club Booth or countywide booth.

* Project skill level indicates the project's intended audience. B = Beginning level—for members with little or no experience in a project area, or 8 to 10 year olds; I = Intermediate level, for members with some experience in a project area, or 11 to 13 year olds; A = Advanced level—for experienced members in a project area, or 14 or older; and X = All levels—for all skill and age levels. Exceptions to these age guidelines are noted. # - Not Eligible for State Fair Competition

Project Number and Name	Skill Level*	Project Completion Requirements See each project book for complete details.	County Requirements	Fair Display Requirement
Healthy Living				
300 <i>You're the Athlete</i>	I	At least 1 (of 7) section (Play Book, Practice Field, and Big Event) Either 2 other Play Book and at least 2 Practice Field activities OR 1 other section ((Play Book, Practice Field, and Big Event) At least 2 special learning experiences At least 2 leadership/citizenship/career applications "My Season highlights" (project summary)	Bring to judging your project book with required completed activities. Bring poster or educational exhibit teaching about an activity from project. Be prepared to discuss information contained in the book and any activities you have done.	Exhibit poster or educational exhibit teaching about an activity from project. Display in your 4-H Club Booth or countywide booth.
351 <i>Staying Healthy</i>	B	All 12 interest areas 3 of the More Challenges activities At least 2 learning experiences At least 2 leadership/citizenship activities Project review	Bring your completed project book, a poster or educational display demonstrating what you've learned about good hygiene, healthy eating, and/or physical activity. Also bring with you a "Healthy Snack". Be prepared to discuss activities and information in the book.	Exhibit poster or educational exhibit teaching about an activity from project. Display in your 4-H Club Booth or countywide booth.
352 <i>Keeping Fit</i>	I	All 12 interest areas 3 of the More Challenges activities At least 2 learning experiences At least 2 leadership/citizenship activities Project review	Bring your completed project book, and a poster or educational display which demonstrates your personalized fitness routine and/or accomplishments. Create a chart or graphs showing results of your personalized fitness plan over a period of two to three weeks.	Exhibit poster or educational exhibit teaching about an activity from project. Display in your 4-H Club Booth or countywide booth.
353 <i>First Aid in Action</i>	B	All 12 interest areas 3 of the More Challenges activities At least 2 learning experiences At least 2 leadership/citizenship activities Project review	Bring to judging your completed project book. Bring completed project book and First Aid Kit. Be prepared to discuss activities and information in the book, and how and when to use the supplies in your First Aid Kit. Bring poster or educational exhibit teaching about an activity from project.	Exhibit poster or educational exhibit teaching about an activity from project. Display in your 4-H Club Booth or countywide booth.

* Project skill level indicates the project's intended audience. B = Beginning level—for members with little or no experience in a project area, or 8 to 10 year olds; I = Intermediate level, for members with some experience in a project area, or 11 to 13 year olds; A = Advanced level—for experienced members in a project area, or 14 or older; and X = All levels—for all skill and age levels. Exceptions to these age guidelines are noted. # - Not Eligible for State Fair Competition

Project Number and Name	Skill Level*	Project Completion Requirements See each project book for complete details.	County Requirements	Fair Display Requirement
357 <i>Alcohol and Drug Abuse</i>	A	All 12 activities and the Talking It Over questions At least 2 learning experiences All least 2 leadership/citizenship activities Project review	Bring to judging your completed project book. Bring poster or educational exhibit teaching about an activity from project. This can count as one learning experience or leadership activity and be prepared to discuss it. Write a one-page report describing what you did and learned.	Exhibit poster or educational exhibit teaching about an activity from project. Display in your 4-H Club Booth or countywide booth.
358 <i>The Truth About Tobacco</i>	A	All 8 activities At least 2 learning experiences At least 2 leadership/citizenship activities Project review	Bring to judging your completed project book. Bring poster or educational exhibit teaching about an activity from project. This can count as one learning experience or leadership activity and be prepared to discuss it. Write a one-page report describing what you did and learned.	Exhibit poster or educational exhibit teaching about an activity from project. Display in your 4-H Club Booth or countywide booth.
359 <i>Your Thoughts Matter</i>	A	All 10 activities, including Talking It Over questions At least 2 learning experiences At least 2 leadership/citizenship activities Project review	Bring to judging your completed project book. Bring poster or educational exhibit teaching about an activity from project. This can count as one learning experience or leadership activity and be prepared to discuss it. Write a one-page report describing what you did and learned.	Exhibit poster or educational exhibit teaching about an activity from project. Display in your 4-H Club Booth or countywide booth

Home Living

405 <i>The Laundry Project</i>	B	All 11 activities and Talking It Over questions At least 2 learning experiences At least 2 leadership/citizenship activities Project Review	Bring poster or educational exhibit teaching about an activity from project.	Exhibit poster or educational exhibit teaching about an activity from project. Display in your 4-H Club Booth or county wide booth.
491 <i>It's My Home</i>	B	All 9 activities, including Talking It Over questions At least 2 learning experiences At least 2 leadership/citizenship activities Project review	Bring to judging your completed project book. Bring poster or educational exhibit showing what was done to improve a living area in the home.	Exhibit one of the items made, poster or educational display showing what was done to improve a living area in the home. Display exhibit in your 4-H Club Booth or the Countywide Booth.

* Project skill level indicates the project's intended audience. B = Beginning level—for members with little or no experience in a project area, or 8 to 10 year olds; I = Intermediate level, for members with some experience in a project area, or 11 to 13 year olds; A = Advanced level—for experienced members in a project area, or 14 or older; and X = All levels—for all skill and age levels. Exceptions to these age guidelines are noted. # - Not Eligible for State Fair Competition

Project Number and Name	Skill Level*	Project Completion Requirements See each project book for complete details.	County Requirements	Fair Display Requirement
494 <i>Makeover My Space</i>	I	All 10 activities and 4 Talking It Over pages At least 2 learning experiences At least 2 leadership/citizenship activities Project review	Bring to judging your completed project book, and project review in addition to photos of your redesigned space. Also bring some of the items you used in your room. Be prepared to discuss your experience with the judge and share your knowledge.	Exhibit one of the items made, poster or educational display showing what was done to improve a living area in the home. Display exhibit in your 4-H Club Booth or the Countywide Booth.
495 <i>Your First Home Away From Home</i>	A	All 4 interest areas At least 2 learning experiences At least 2 leadership/citizenship activities A notebook for planning and a project record	Bring completed project book and one item made, reconstructed or purchased for the proposed home and a notebook of plan. Pictures of items purchased, remodeled or constructed may be included in notebook. Bring poster or educational exhibit teaching about an activity from project.	Exhibit poster or educational exhibit teaching about an activity from project that you display in your 4-H Club Booth or county wide booth.

Leadership and Citizenship

370 <i>One on One</i>	A	At least 2 activities of first 3 interest areas At least 2 leadership/citizenship activities Project review	Bring poster or educational exhibit teaching about an activity from project.	Exhibit poster or educational exhibit teaching about an activity from project. Display in your 4-H club booth or countywide booth
371 <i>Club Leadership</i>	I	All 10 activities 3 individualized goals At least 2 learning experiences At least 2 citizenship activities Project review	Bring poster or educational exhibit teaching about an activity from project.	Exhibit poster or educational exhibit teaching about an activity from project. Display in your 4-H club booth or countywide booth
372 <i>Diversity: The Source of Our Strength</i>	A	All 8 activities At least 2 learning experiences At least 2 citizenship activities Project review	Bring poster or educational exhibit teaching about an activity from project.	Exhibit poster or educational exhibit teaching about an activity from project. Display in your 4-H club booth or countywide booth

* Project skill level indicates the project's intended audience. B = Beginning level—for members with little or no experience in a project area, or 8 to 10 year olds; I = Intermediate level, for members with some experience in a project area, or 11 to 13 year olds; A = Advanced level—for experienced members in a project area, or 14 or older; and X = All levels—for all skill and age levels. Exceptions to these age guidelines are noted. # - Not Eligible for State Fair Competition

Project Number and Name	Skill Level*	Project Completion Requirements See each project book for complete details.	County Requirements	Fair Display Requirement
373 <i>My Hands to Larger Service: Teen Leaders Building Our Communities</i>	A	All 9 activities At least 2 learning experiences At least two leadership/citizenship activities Project review	Bring poster or educational exhibit teaching about an activity from project.	Exhibit poster or educational exhibit teaching about an activity from project. Display in your 4-H club booth or countywide booth
374 <i>Teens on Board</i>	I	All 9 activities At least 2 learning experiences At least two leadership/citizenship activities Project review	Bring poster or educational exhibit teaching about an activity from project	Exhibit poster or educational exhibit teaching about an activity from project. Display in your 4-H club booth or countywide booth
375 <i>Leadership Road Trip- Where are you Going?</i> Also, available in ibook format	I	All 13 activities and Rest Stop questions At least 2 learning experiences At least 2 citizenship activities Project summary and project review	Bring poster or educational exhibit teaching about an activity from project.	Exhibit poster or educational exhibit teaching about an activity from project. Display in your 4-H club booth or countywide booth
376 <i>Pantry Panic!</i>	A	All 7 activities At least 2 learning experiences At least 2 leadership/citizenship activities Project review	Bring poster or educational exhibit teaching about an activity from project.	Exhibit poster or educational exhibit teaching about an activity from project. Display in your 4-H club booth or countywide booth
377 <i>Finding Your Voice: Public Speaking Made Easy</i>	B	All 7 activities At least 2 learning experiences At least 2 leadership/citizenship activities Project review	Bring poster or educational exhibit teaching about an activity from project.	Exhibit poster or educational exhibit teaching about an activity from project. Display in your 4-H club booth or countywide booth
378 <i>Leadership Master</i>	A	One major leadership experience At least 2 learning experiences At least 2 citizenship activities Project records including interview, budget, and photos Judging activity	Bring poster or educational exhibit teaching about an activity from project.	Exhibit poster or educational exhibit teaching about an activity from project. Display in your 4-H club booth or countywide booth

* Project skill level indicates the project's intended audience. B = Beginning level—for members with little or no experience in a project area, or 8 to 10 year olds; I = Intermediate level, for members with some experience in a project area, or 11 to 13 year olds; A = Advanced level—for experienced members in a project area, or 14 or older; and X = All levels—for all skill and age levels. Exceptions to these age guidelines are noted. # - Not Eligible for State Fair Competition

Project Number and Name	Skill Level*	Project Completion Requirements See each project book for complete details.	County Requirements	Fair Display Requirement
383 Club Leadership 2	A	All 11 activities and Talking It Over questions At least 3 individual goals or additional activities At least 2 learning experiences At least 2 citizenship activities Project summary and project review	Bring poster or educational exhibit teaching about an activity from project.	Exhibit poster or educational exhibit teaching about an activity from project. Display in your 4-H club booth or countywide booth

Money Management

445 <i>Becoming Money Wise, Levels I and II</i>	B, ages 10-13	Level I All 11 Making \$ense and all 5 Money Talk activities As many additional More Making \$ense activities as you wish 2 organized activities At least 2 leadership/citizenship activities Level II All 12 Resource \$ense and 3 Resource Talk activities As many additional More Resource \$ense activities as you wish 2 organized activities At least 2 leadership/citizenship activities A money journal	Bring the completed project book with records of income and plans for use of money. Bring poster or educational exhibit teaching about an activity from project. Be prepared to discuss what was learned.	Exhibit poster or educational exhibit teaching about an activity from project. Display in your 4-H Club Booth or countywide booth.
448 <i>Teens . . . On the Road to Financial Success</i>	A	All 11 activities for Year 1 and for Year 2 At least 2 organized activities At least 2 leadership/citizenship activities	Bring completed project book and be prepared to discuss the activities you did in each area. Also bring poster or educational exhibit teaching about an activity from project.	Exhibit poster or educational exhibit teaching about an activity from project. Display in your 4-H Club Booth or countywide booth.

* Project skill level indicates the project's intended audience. B = Beginning level—for members with little or no experience in a project area, or 8 to 10 year olds; I = Intermediate level, for members with some experience in a project area, or 11 to 13 year olds; A = Advanced level—for experienced members in a project area, or 14 or older; and X = All levels—for all skill and age levels. Exceptions to these age guidelines are noted. # - Not Eligible for State Fair Competition

Project Number and Name	Skill Level*	Project Completion Requirements See each project book for complete details.	County Requirements	Fair Display Requirement
Gardening and Plant Science				
670 <i>Canning and Freezing</i>	I	All 7 activities At least 2 learning experiences At least 2 leadership/citizenship activities Project summary and project review	Bring completed project book including required activities/experiences. Bring a poster or education display and at least two jars of canned goods that you canned. Be prepared to discuss your project with the judge.	Two jars of canned goods you canned or exhibit poster or educational exhibit teaching about an activity from project that you display in your 4-H Club Booth or county wide booth
671 <i>How Does Your Garden Grow?</i>	B	4 activities, plus activity 4a, 4b, or both At least 2 learning experiences At least 2 leadership/citizenship activities Project review	Bring Completed project book and food grown or a poster or display showing something learned in the project. Be prepared to share knowledge gained from the project, your experience and completed records including helpful photos	Display food grown or a poster or display showing something learned in the project. Display in your 4-H Club Booth or countywide booth.
672 <i>Junior Master Gardener Level 1 Handbook</i>	B #	Flexible (depends on group) Must be part of a group led by a Junior Master Gardener Teacher/Leader	Members will be evaluated on general knowledge of vegetable gardening, their specific garden, and their completed project book. Those who have taken Vegetable Gardening I multiple times (more than one) should write a one page summary explaining how they have increased the number and/or variety of vegetables grown and what NEW activities and experiments they have completed for the project this year.	Display food grown or a poster or display showing something learned in the project. Display in your 4-H Club Booth or countywide booth.
691 <i>Grow Your Own Vegetables</i>	B	All 11 activities (including growing vegetables) and Talking It Over questions At least 2 learning experiences At least 2 leadership/citizenship activities Project review	Bring Completed project book and food grown or a poster or display showing something learned in the project. Be prepared to share knowledge gained from the project, your experience and completed records including helpful photos.	Display food grown or a poster or display showing something learned in the project. Display in your 4-H Club Booth or countywide booth.
692 <i>Growing with the Seasons</i>	I	All 7 interest areas At least 2 organized activities At least 2 leadership/citizenship activities Maintain a minimum of 225 sq. ft. of gardening space Grow a minimum of 3 vegetable varieties for each growing season Project review	Bring Completed project book and food grown or a poster or display showing something learned in the project. Be prepared to share knowledge gained from the project, your experience and completed records including helpful photos.	Display food grown or a poster or display showing something learned in the project. Display in your 4-H Club Booth or countywide booth.

* Project skill level indicates the project's intended audience. B = Beginning level—for members with little or no experience in a project area, or 8 to 10 year olds; I = Intermediate level, for members with some experience in a project area, or 11 to 13 year olds; A = Advanced level—for experienced members in a project area, or 14 or older; and X = All levels—for all skill and age levels. Exceptions to these age guidelines are noted. # - Not Eligible for State Fair Competition

Project Number and Name	Skill Level*	Project Completion Requirements See each project book for complete details.	County Requirements	Fair Display Requirement
The Natural World				
611 <i>Explore the Outdoors</i>	B	All 9 activities and Talking It Over questions At least 2 learning experiences At least 2 leadership/citizenship activities Project Review	Bring to judging completed project book and an educational display illustrating something you learned in this project. Be prepared to discuss activities completed and information learned in the project book. Your display might show one or more of these examples: a. Create a journal and document (Date and Location) at least one or two items you found or learned during each outing. Bring 2 or 3 items found during your outdoor adventures (No Animals). b. Make a poster on woods lore -- how you can take care of the outdoors. c. Make a poster showing an animal; where you found it, its den or nest, what it eats and tracks it makes. d. Exhibit the results from one of your special activities.	Exhibit one of the above items in your 4-H Club Booth or the Countywide Booth
612 <i>Geology: Can You Dig It?</i>	B	All 8 activities (including a collection display) and Talking It Over questions At least 2 learning experiences At least 2 leadership/citizenship activities Project Review	Bring to judging your project book with required completed activities and an educational poster or display on something you have learned in the project. Be prepared to discuss information contained in the book and bring your rock collection display.	Exhibit poster or educational displaying your 4-H Club Booth or the Countywide Booth.
617 <i>Exploring Ponds</i>	A	All 9 activities and Talking It Over questions At least 2 learning experiences At least 2 leadership/citizenship activities Project review	Bring to judging your project book with required completed activities and an educational poster or display on something you have learned in the project. Be prepared to discuss information contained in the book and any activities you have done	Exhibit poster or educational displaying your 4-H Club Booth or the Countywide Booth.

* Project skill level indicates the project's intended audience. B = Beginning level—for members with little or no experience in a project area, or 8 to 10 year olds; I = Intermediate level, for members with some experience in a project area, or 11 to 13 year olds; A = Advanced level—for experienced members in a project area, or 14 or older; and X = All levels—for all skill and age levels. Exceptions to these age guidelines are noted. # - Not Eligible for State Fair Competition

Project Number and Name	Skill Level*	Project Completion Requirements See each project book for complete details.	County Requirements	Fair Display Requirement
620 <i>Why Trees Matter</i>	B	All 6 activities At least 2 learning experiences At least 2 leadership/citizenship activities Project review	Bring to judging: your project book with required completed activities and an educational poster or educational display on something you have learned in the project. Be prepared to discuss information contained in the book and any activities you have done.	Exhibit poster or educational displaying your 4-H Club Booth or the Countywide Booth.
621 <i>Ohio Birds</i>	X	All 5 interest areas At least 2 learning experiences At least 2 leadership/citizenship activities Observe and record at least 20 different bird species One-page summary	Bring to judging completed project book, a one-page story of the important things you learned, and an educational poster showing 10 different birds and something you learned about them. Be prepared to discuss field trips and other activities completed.	Exhibit poster or educational displaying your 4-H Club Booth or the Countywide Booth.
622 <i>Trapping Muskrats in Ohio</i>	I	All 7 activities At least 3 learning experiences At least 3 leadership/citizenship activities 2 of 3 projects for first year; 2 of 3 projects for second year A poster board	First year members will be responsible for material covered on Chapters 1-3 (pg. 5-24). Second year members will be responsible for material covered on Chapters 1-4 (pg. 25-39). Bring completed project book, educational poster, muskrat pelt or journal. Be prepared to discuss topics covered in project book as well as field trips and other activities completed.	1st Year - Exhibit an educational poster based on first year requirements on muskrat trapping. Display poster in your club booth or the Countywide Booth. 2nd Year - Exhibit their own muskrat pelt (include labeled pictures), or keep a journal of trapping experiences. Display exhibit in your club booth or the Countywide Booth.
623 <i>Outdoor Adventurer: Beginning Fishing</i>	B	All 8 activities, including Talking It Over questions and the Fishing Log At least 2 learning experiences At least 2 leadership/citizenship activities Project review	Bring completed project book and a poster or educational display showing something you have learned in the project you have taken. Also bring to judging your fishing pole and tackle box. Be prepared to discuss information from your specific project book and tell about activities completed.	Exhibit poster in your 4-H Club Booth or the Countywide Booth.

* Project skill level indicates the project's intended audience. B = Beginning level—for members with little or no experience in a project area, or 8 to 10 year olds; I = Intermediate level, for members with some experience in a project area, or 11 to 13 year olds; A = Advanced level—for experienced members in a project area, or 14 or older: and X = All levels—for all skill and age levels. Exceptions to these age guidelines are noted. # - Not Eligible for State Fair Competition

Project Number and Name	Skill Level*	Project Completion Requirements See each project book for complete details.	County Requirements	Fair Display Requirement
624 <i>Outdoor Adventurer: Intermediate Fishing</i>	I	All 11 activities, including Talking It Over questions and the Fishing Log At least 2 learning experiences At least 2 leadership/citizenship activities Project review	Bring completed project book and a poster or educational display showing something you have learned in the project you have taken. Also bring to judging your fishing pole and tackle box. Be prepared to discuss information from your specific project book and tell about activities completed.	Exhibit poster in your 4-H Club Booth or the Countywide Booth.
641 <i>Beekeeping Project and Record Book</i>	X	Set at least 3 project goals and objectives At least 5 learning activities At least 2 learning experiences At least 2 leadership/citizenship activities Colony Care and Management section Beekeeping Record	Bring Completed project book including records, and photos. Bring poster or educational exhibit teaching about an activity from project.	Display a poster or educational exhibit that tells about your project experience in your Club Booth or the Countywide Booth.
644 <i>Insect Adventures 1</i>	B	All 7 activities, including an insect collection (30 specimens) and Talking It Over questions At least 2 learning experiences At least 2 leadership/citizenship activities Project review	Bring completed project book. Bring insect collection or photos displaying the required insect collection.	Display a poster or educational exhibit that tells about your project experience in your Club Booth or the Countywide Booth.
645 <i>Insect Adventures 2</i>	I	All 8 activities, including an insect collection (40 specimens) and Talking It Over questions At least 2 learning experiences At least 2 leadership/citizenship activities Project review	Bring completed project book. Bring insect collection or photos displaying the required insect collection.	Display a poster or educational exhibit that tells about your project experience in your Club Booth or the Countywide Booth.
646 <i>Insect Adventures 3</i>	A	All 7 activities, including an insect collection (50 specimens) and Talking It Over questions At least 2 learning experiences At least 2 leadership/citizenship activities Project review	Bring completed project book. Bring insect collection or photos displaying the required insect collection.	Display a poster or educational exhibit that tells about your project experience in your Club Booth or the Countywide Booth.

* Project skill level indicates the project's intended audience. B = Beginning level—for members with little or no experience in a project area, or 8 to 10 year olds; I = Intermediate level, for members with some experience in a project area, or 11 to 13 year olds; A = Advanced level—for experienced members in a project area, or 14 or older; and X = All levels—for all skill and age levels. Exceptions to these age guidelines are noted. # - Not Eligible for State Fair Competition

Project Number and Name	Skill Level*	Project Completion Requirements See each project book for complete details.	County Requirements	Fair Display Requirement
Shooting Sports				
630 <i>Safe Use of Guns</i>	B	All 11 activities, including Talking It Over questions At least 2 learning experiences At least 2 leadership/citizenship activities Project review	Bring to judging your completed project book and report. Be prepared to discuss poster brought as well as other activities completed. Bring an educational display or educational poster sharing something you have learned.	Exhibit educational poster/display in your 4-H Club Booth or the Countywide Booth.
631 <i>Basic Archery</i>	B	All 6 interest areas At least 2 organized activities At least 2 leadership/citizenship activities Project review	Bring an educational poster/display showing something you have learned in this project. Also bring a record of activities completed and be prepared to discuss information contained in the project book. NOTE: NO BOWS OR ARROWS are to be displayed or brought to the fairgrounds.	Exhibit educational poster/display in your 4-H Club Booth or the Countywide Booth.
750 Rifle Project 751 Archery Project 752 Shotgun Project 753 Pistol Project 754 Hunting/ Wildlife Project 755 Muzzleloading Project 756 Living History Project	X	All project book activities, including planning, setting goals, identifying parts, practicing safety, record keeping, evaluation, and more Must be enrolled in a Shooting Sports program under the direction of a certified instructor. Youth will be contact by certified instructor to arrange several meeting.	Complete project book and records according to project guidelines. Bring to judging the completed project book, report, and your exhibit (no actual guns and ammunition). Be prepared to discuss your experiences and what you have learned from the project.	Exhibit educational poster/display in your 4-H Club Booth or the Countywide Booth.

* Project skill level indicates the project's intended audience. B = Beginning level—for members with little or no experience in a project area, or 8 to 10 year olds; I = Intermediate level, for members with some experience in a project area, or 11 to 13 year olds; A = Advanced level—for experienced members in a project area, or 14 or older; and X = All levels—for all skill and age levels. Exceptions to these age guidelines are noted. # - Not Eligible for State Fair Competition

Project Number and Name	Skill Level*	Project Completion Requirements See each project book for complete details.	County Requirements	Fair Display Requirement
-------------------------	--------------	--	---------------------	--------------------------

Science, Technology, Engineering, and Math (STEM)

Aerospace Science

Rockets and planes brought to judging are not required to be launched. Simple snap together plastic models kits are discouraged. All planes and rockets should require assembly, gluing, sanding, and painting, (unless bottle rockets are used for Rocket Away)

<p>501 Rockets Away (2-Liter Bottle Rockets) Rockets and planes brought to judging are not required to be launched. Simple snap together plastic model kits are discouraged. All planes and rockets should require assembly, gluing, sanding, and painting, (unless bottle rockets are used for Rockets Away).</p>	<p>B, ages 10-17</p>	<p>All 3 interest areas At least 2 organized project activities At least 2 leadership/citizenship activities Build and launch a 2-liter bottle rocket Project review</p>	<p>Bring completed project book and a rocket that you have built. Do not include the motor or fuel. Be prepared to discuss construction of the model, recorded launch trails and what you learned from the project.</p>	<p>Display rocket in Club Booth that tells about your project experience.</p>
<p>502 Science Fun with Flight Rockets and planes brought to judging are not required to be launched. Simple snap together plastic model kits are discouraged. All planes and rockets should require assembly, gluing, sanding, and painting, (unless bottle rockets are used for Rockets Away).</p>	<p>B, ages 9-14</p>	<p>All 7 interest areas At least 2 learning experiences At least 2 leadership/citizenship activities Build a glider or flyer, or a plastic model airplane or jet Project review</p>	<p>Bring completed project book and the airplane you have built or educational display or educational poster that tells about your project experience. Be prepared to discuss construction of your airplane and the information you have learned.</p>	<p>Display airplane or educational display or educational poster that tells about your project experience in your 4-H Club Booth or in the countywide booth.</p>

* Project skill level indicates the project's intended audience. B = Beginning level—for members with little or no experience in a project area, or 8 to 10 year olds; I = Intermediate level, for members with some experience in a project area, or 11 to 13 year olds; A = Advanced level—for experienced members in a project area, or 14 or older; and X = All levels—for all skill and age levels. Exceptions to these age guidelines are noted. # - Not Eligible for State Fair Competition

Project Number and Name	Skill Level*	Project Completion Requirements See each project book for complete details.	County Requirements	Fair Display Requirement
503 Rockets Away (Solid-Fuel Model Rockets) Rockets and planes brought to judging are not required to be launched. Simple snap together plastic model kits are discouraged. All planes and rockets should require assembly, gluing, sanding, and painting, (unless bottle rockets are used for Rockets Away).	B	All 3 interest areas At least 2 organized project activities At least 2 leadership/citizenship activities Build and launch a solid-fuel model rocket from a kit Project review	Bring completed project book and a rocket that you have built. Do not include the motor or fuel. Be prepared to discuss construction of the model, recorded launch trails and what you learned from the project.	Display rocket in Club Booth or a poster or educational display that tells about your project experience.
503M Solid-Fuel Rocketry Master Rockets and planes brought to judging are not required to be launched. Simple snap together plastic model kits are discouraged. All planes and rockets should require assembly, gluing, sanding, and painting, (unless bottle rockets are used for Rockets Away).	A	One major solid-fuel rocketry project At least 2 learning experiences At least 2 citizenship activities Project records including interview, budget, and photos Judging activity	Bring completed project book and a rocket that you have built. Do not include the motor or fuel. Be prepared to discuss construction of the model, recorded launch trails and what you learned from the project.	Display rocket in Club Booth or a poster or educational display that tells about your project experience.
550 – Young Engineers in Solar Energy	I	All 9 activities (including a capstone project) and all of the Talking It Over questions At least 2 learning experiences At least 2 leadership/citizenship activities Project review	Bring completed project book and educational poster that tells about your project experience.	Display educational display or educational poster that tells about your project experience in your 4-H Club Booth or in the countywide booth.

* Project skill level indicates the project's intended audience. B = Beginning level—for members with little or no experience in a project area, or 8 to 10 year olds; I = Intermediate level, for members with some experience in a project area, or 11 to 13 year olds; A = Advanced level—for experienced members in a project area, or 14 or older; and X = All levels—for all skill and age levels. Exceptions to these age guidelines are noted. # - Not Eligible for State Fair Competition

Project Number and Name	Skill Level*	Project Completion Requirements See each project book for complete details.	County Requirements	Fair Display Requirement
All-Terrain Vehicles (ATV)				
555 <i>ATV Safety</i>	X #	Safety pledge All 9 activities Practice pages Practice and riding record At least 2 learning experiences At least 2 leadership/citizenship activities	Bring completed project book, your gear, and be able to discuss what you did. Make an educational poster or educational display.	Exhibit an educational poster or display showing something you learned in the project in your 4-H Club Booth or Countywide Booth.
Bicycle				
517 <i>Bicycling for Fun 1</i> 518 <i>Wheels in Motion 2</i>	B I	At least 7 activities per year Complete the Bicycling For Fun Achievement Program on second year Complete Project Goals, Before and After, and Project Highlights sections	Be prepared to discuss your knowledge gained in the learning experience. DO NOT BRING YOUR BIKE for Judging. Bring poster or educational exhibit teaching about an activity from project.	Exhibit poster or educational exhibit teaching about an activity from project that you display in your 4-H Club Booth or county wide booth.
Chemistry				
493 <i>Science Fun with Kitchen Chemistry</i>	B	All 11 experiments At least 2 learning experiences At least 2 leadership/citizenship activities Project review	Be prepared to discuss the experiments completed. Bring poster or educational exhibit teaching about an activity from project.	Exhibit poster or non-edible educational exhibit teaching about an activity from project. Display in your 4-H Club Booth or county wide booth.

* Project skill level indicates the project's intended audience. B = Beginning level—for members with little or no experience in a project area, or 8 to 10 year olds; I = Intermediate level, for members with some experience in a project area, or 11 to 13 year olds; A = Advanced level—for experienced members in a project area, or 14 or older; and X = All levels—for all skill and age levels. Exceptions to these age guidelines are noted. # - Not Eligible for State Fair Competition

Project Number and Name	Skill Level*	Project Completion Requirements See each project book for complete details.	County Requirements	Fair Display Requirement
Electricity				
527 <i>Magic of Electricity, Level 1</i>	B	At least 7 activities per year (3 main activities and 4 Brain Boosters) At least 2 leadership experiences Planning Guide	Bring to judging completed project book and one of the experiments or an educational poster about an experiment you completed. Be prepared to discuss experiments and activities in the book.	Exhibit an educational poster or display, teaching about an activity from project, in your 4-H Club or county wide booth.
528 <i>Investigating Electricity, Level 2</i>	I	At least 7 activities per year(3 Required Activities and 4 Brain Boosters) At least 2 leadership experiences Planning Guide	Bring to judging completed project book and one of the experiments or an educational poster educational display about an experiment you completed. Be prepared to discuss your electrical knowledge including types of circuits, components, experiments you did and items you made.	Exhibit an educational poster or display, teaching about an activity from project, in your 4-H Club or county wide booth.
529 <i>Wired for Power, Level 3</i>	I	At least 7 activities per year(3 Required Activities and 4 Brain Boosters) At least 2 leadership experiences Planning Guide	Bring to judging your completed project book and poster/display. Be prepared to discuss your electrical knowledge including glossary words.	Exhibit an educational poster or display, teaching about an activity from project, in your 4-H Club or county wide booth.
530 <i>Entering Electronics, Level 4</i>	A	At least 7 activities per year (3 Required Activities and 4 Brain Boosters) At least 2 leadership experiences Planning Guide	Bring to judging your completed project book, at least two of the experiments/activities you completed, and an educational poster or educational display teaching about an activity from project. Be prepared to discuss experiment/activities completed. You may be asked to explain glossary words in the back of the project book.	Exhibit an educational poster or display, teaching about an activity from project, in your 4-H Club or county wide booth.

* Project skill level indicates the project's intended audience. B = Beginning level—for members with little or no experience in a project area, or 8 to 10 year olds; I = Intermediate level, for members with some experience in a project area, or 11 to 13 year olds; A = Advanced level—for experienced members in a project area, or 14 or older; and X = All levels—for all skill and age levels. Exceptions to these age guidelines are noted. # - Not Eligible for State Fair Competition

Project Number and Name	Skill Level*	Project Completion Requirements See each project book for complete details.	County Requirements	Fair Display Requirement
531 <i>Science Fun with Electricity</i>	B	All interest areas Experiments and journals for each interest area At least 2 project activities At least 2 leadership/citizenship activities Project summary	Bring to judging your completed project book, at least two of the experiments/activities you completed, and an educational poster educational display teaching about an activity from project. Be prepared to discuss experiment/activities completed.	Exhibit an educational poster or display, teaching about an activity from project, in your 4-H Club or county wide booth.
Food Science				
490 <i>Science Fun with Dairy Foods: The Case of the Missing Milk</i>	B	All 6 activities At least 2 learning experiences At least 2 leadership/citizenship activities Project review	Bring completed project book; be prepared to discuss the experiments completed. Bring poster or educational exhibit teaching about an activity from project. (This is required for state fair)	Exhibit an educational poster or display, teaching about an activity from project, in your 4-H Club or county wide booth.
Electric Radio-Controlled Vehicles				
504 <i>Electric Radio-Controlled Vehicles</i>	I #	All 10 activities and 3 records Safety checklist At least 2 learning experiences At least 2 leadership/citizenship activities Project review	Be prepared to discuss the project review and explain how you assembled the vehicle. Bring to judging your completed project book and radio-controlled vehicle.	Exhibit vehicle or educational display or educational poster that tells about your project. Display in your 4-H Club Booth or Countywide Booth.
Physics				
500 <i>Science Fun with Physics</i>	B	All 12 experiments At least 2 learning experiences At least 2 leadership/citizenship activities Project Review	Be prepared to discuss the experiments completed. Bring poster or education exhibit teaching about an activity from the project.	Exhibit poster or educational exhibit teaching about an activity from project. Display in your 4-H Club Booth or county wide booth.

* Project skill level indicates the project's intended audience. B = Beginning level—for members with little or no experience in a project area, or 8 to 10 year olds; I = Intermediate level, for members with some experience in a project area, or 11 to 13 year olds; A = Advanced level—for experienced members in a project area, or 14 or older; and X = All levels—for all skill and age levels. Exceptions to these age guidelines are noted. # - Not Eligible for State Fair Competition

Project Number and Name	Skill Level*	Project Completion Requirements See each project book for complete details.	County Requirements	Fair Display Requirement
Robotics				
507 <i>Robotics 1 with EV3</i>	I	All 12 activities and Talking It Over questions At least 2 learning experiences At least 2 leadership/citizenship activities Project review	Bring completed project book and the robotic you have built. Be prepared to discuss construction of your robot and the information you have learned.	Exhibit robotic or educational display or educational poster that tells about your project. Display in your 4-H Club Booth or Countywide Booth.
508 <i>Robotics 2 with EV3N More</i>	A	All 7 activities and Talking It Over questions At least 2 learning experiences At least 2 leadership/citizenship activities Project review	Bring completed project book and the robotic you have built. Be prepared to discuss construction of your robot and the information you have learned.	Exhibit robotic or educational display or educational poster that tells about your project. Display in your 4-H Club Booth or Countywide Booth.
512M <i>Robotics Master</i>	A	One major robotics project At least 2 learning experiences At least 2 citizenship activities Project records including interview, budget, and photos Judging activity	Bring completed project book and the robotic you have built. Be prepared to discuss construction of your robot and the information you have learned. Also bring your educational display (teaching observer something) or poster.	Exhibit robotic or educational display or educational poster that tells about your project. Display in your 4-H Club Booth or Countywide Booth..
Rope				
540 <i>Not Just Knots</i>	X	All 17 activities (including a capstone project) and all of the Talking It Over questions At least 2 learning experiences At least 2 leadership/citizenship activities Project review	Bring completed project book and display board with ten or more knots, splices, hitches, etc. Be prepared to discuss information learned in project book.	Exhibit an educational poster or display, teaching about an activity from project, in your 4-H Club or county wide booth.

* Project skill level indicates the project's intended audience. B = Beginning level—for members with little or no experience in a project area, or 8 to 10 year olds; I = Intermediate level, for members with some experience in a project area, or 11 to 13 year olds; A = Advanced level—for experienced members in a project area, or 14 or older; and X = All levels—for all skill and age levels. Exceptions to these age guidelines are noted. # - Not Eligible for State Fair Competition

Project Number and Name	Skill Level*	Project Completion Requirements See each project book for complete details.	County Requirements	Fair Display Requirement
Small Engines				
541 <i>Crank It Up, Level 1</i>	B	At least 7 activities each year in either main activities sections or Race Ahead sections Planning Guide	Bring completed project book and an educational poster or display on any activity from the book. Be prepared to discuss information learned and activities completed in project book.	Exhibit an educational poster or display, teaching about an activity from project, in your 4-H Club or county wide booth.
542 <i>Warm It Up, Level 2</i>	I			
543 <i>Tune It Up, Level 3</i>	A			
Tractor and Machinery Operation				
551 <i>Tractor 1: Starting Up</i>	B	Complete all activities	Bring completed project book and be able to discuss what you did. Bring poster or educational exhibit teaching about an activity from project.	Exhibit poster or educational exhibit teaching about an activity from project that you display in your 4-H Club Booth or county wide booth.
552 <i>Tractor 2: Gearing Up for Safety</i>	I			
553 <i>Tractor 3: Moving Out</i>	I			
554 <i>Tractor 4: Learning More</i>	A			

* Project skill level indicates the project's intended audience. B = Beginning level—for members with little or no experience in a project area, or 8 to 10 year olds; I = Intermediate level, for members with some experience in a project area, or 11 to 13 year olds; A = Advanced level—for experienced members in a project area, or 14 or older; and X = All levels—for all skill and age levels. Exceptions to these age guidelines are noted. # - Not Eligible for State Fair Competition

Project Number and Name	Skill Level*	Project Completion Requirements See each project book for complete details.	County Requirements	Fair Display Requirement
Welding				
573 <i>Arcs and Sparks</i>	I	<p>Recommended number of areas, building skills, and developing knowledge questions for your year At least 2 organized project activities At least 2 leadership/citizenship activities Build at least 2 weldments/or other items One-page report</p>	<p>Bring two exhibitor made items;</p> <ul style="list-style-type: none"> • One of the following unaltered item from the book: boot scraper, tools (chipping hammer or jig), Christmas tree stand, post driver, brackets with hoods and eyes, electrode holder, pedestal (for mounting a power tool), or welding table with positioner. • The second item may be another item plan from the project book or a plan that showcases the tools and skills learned from this specific welding project. • PLEASE NOTE: First year participants should make both items from the book. <p>Participants should be able to explain how they used the tools when they made their projects. Bring completed project book, items made, and be prepared to discuss what you have learned in the project.</p>	<p>Exhibit at least one of the two items made in the 4-H Club Booth or Countywide Booth.</p>

* Project skill level indicates the project's intended audience. B = Beginning level—for members with little or no experience in a project area, or 8 to 10 year olds; I = Intermediate level, for members with some experience in a project area, or 11 to 13 year olds; A = Advanced level—for experienced members in a project area, or 14 or older; and X = All levels—for all skill and age levels. Exceptions to these age guidelines are noted. # - Not Eligible for State Fair Competition

Project Number and Name	Skill Level*	Project Completion Requirements See each project book for complete details.	County Requirements	Fair Display Requirement
-------------------------	--------------	--	---------------------	--------------------------

Woodworking

Special Note for All Woodworking Project: Woodworking projects should be constructed as directed using only the tools specified in the Project Book. (see and follow OSF guideline sheets for each woodworking project inserted in project books and in appendix.) All projects must be finished properly – sanded, stained and painted etc. IF you wish to change or modify the project from the project's guidelines, you must enroll in a self-determined project.

<p>556 Measuring Up, Level 1</p> <p>Junior - Exhibitor will be 8-13 years old as of January 1 of the current year. Senior - Exhibitor will be 14 years or over as of January 1 of the current year and enrolled in first-year woodworking.</p>	B	<p>At least 7 activities per year for up to three years At least 2 leadership experiences Planning Guide</p>	<p>Bring completed project book to judging. Junior participants are required to bring ONLY one of the following items; a flower box, a letter/napkin holder, or a picture frame. The woodworking plans are on page 33-35 of the project book. These plans should not be altered. Senior participants are required to bring two projects from the woodworking plans on page 33-35 of the project book. These plans should not be altered. All participants should be able to explain how they used the tools when they made their projects.</p>	<p>Exhibit at least one of the items made in the 4-H Club Booth or Countywide Booth.</p>
<p>557 Making the Cut, Level 2</p> <p>Junior - Exhibitor will be 8-13 years old as of January 1 of the current year. Senior - Exhibitor will be 14 years or over as of January 1 of the current year and enrolled in first-year woodworking.</p> <p>See Special Notes on Woodworking Projects above</p>	I	<p>At least 7 activities per year for up to three years At least 4 woodworking leadership experiences Planning Guide</p>	<p>Both junior and senior participants are required to bring two items. One item should be from the woodworking plans in the project book on pages 32-34. Items to choose from: Napkin or Letter Holder, Bird House, or Stool. These plans should not be altered. The second item may be the exhibitor choice. Here are a few suggestions: whistle, saw horse, tool box, picture frame, shelf, target, book case, lamp, flower box, ornaments, bank, spool rack, or squirrel feeder. Participants should be able to explain how they used the tools when they made their projects.</p>	<p>Exhibit at least one of the items made in the 4-H Club Booth or Countywide Booth.</p>

* Project skill level indicates the project's intended audience. B = Beginning level—for members with little or no experience in a project area, or 8 to 10 year olds; I = Intermediate level, for members with some experience in a project area, or 11 to 13 year olds; A = Advanced level—for experienced members in a project area, or 14 or older; and X = All levels—for all skill and age levels. Exceptions to these age guidelines are noted. # - Not Eligible for State Fair Competition

Project Number and Name	Skill Level*	Project Completion Requirements See each project book for complete details.	County Requirements	Fair Display Requirement
<p>558 <i>Nailing It Together, Level 3</i></p> <p>See Special Notes on Woodworking Projects of previous page.</p>	A	<p>At least 7 activities per year for up to three years At least 4 woodworking leadership experiences Planning Guide</p>	<p>Bring two items from the project book. One item should be from the following list: boomerang, belt buckle, puzzle, or bookshelf. Follow the woodworking plans on pages 26-34 of the project book. Should not be altered.</p> <p>The second item may be an item included in the woodworking plans on pages 26-34 or "Other Great Projects" as listed in the project book. Participants should be able to explain how they used the tools when they made their projects. Bring completed project book, items made, and be prepared to discuss what you have learned in the project.</p>	<p>Exhibit at least one of the items made in the 4-H Club Booth or Countywide Booth.</p>
<p>559 <i>Finishing Up, Level 4</i></p> <p>See Special Notes on Woodworking Projects of previous page.</p>	A	<p>At least 7 activities per year for up to three years At least 4 woodworking leadership experiences Planning Guide</p>	<p>Bring two items from the project book. One item should be from the following list: wood vehicle, hockey board, step stool/chair, toy dog, or doorknocker. Follow the woodworking plans on pages 26-34 of the project book. These plans should not be altered. The second item may be an item included in the woodworking plans on pages 26-34 or "Other Great Projects" as listed in the project book. Participants should be able to explain how they used the tools when they made their projects. Bring completed project book, items made, and be prepared to discuss what you have learned in the project.</p>	<p>For items that are too large to display please provide a photo display in the 4-H Club Booth or Countywide Booth.</p>
<p>560M <i>Woodworking Master</i></p>	A	<p>One major woodworking project At least 2 learning experiences At least 2 citizenship activities Project records including interview, budget, and photos Judging activity</p>	<p>Bring completed project book, your woodworking item(s) you made (One large item or two smaller items) and be prepared to discuss what you have learned in the project. Participants should be able to explain how they used the tools used when they made their projects</p>	<p>For items that are too large to display please provide a photo display in the 4-H Club Booth or Countywide Booth.</p>

* Project skill level indicates the project's intended audience. B = Beginning level—for members with little or no experience in a project area, or 8 to 10 year olds; I = Intermediate level, for members with some experience in a project area, or 11 to 13 year olds; A = Advanced level—for experienced members in a project area, or 14 or older; and X = All levels—for all skill and age levels. Exceptions to these age guidelines are noted. # - Not Eligible for State Fair Competition

Project Number and Name	Skill Level*	Project Completion Requirements See each project book for complete details.	County Requirements	Fair Display Requirement
-------------------------	--------------	--	---------------------	--------------------------

Self-Determined

365 <i>Self-Determined</i> <i>See Family Guide for Idea Started List of Project Topics.</i>	X	Using the online Self-Determined Project Guide: Topic identification At least 3 areas of interest, each with at least 3 activities At least two learning experiences At least two leadership/citizenship experiences Project summary	Your objectives should include both what you want to do and an outline of the work you will complete in the project. You should also include a final report of what you did and what you learned in addition to the item(s) completed during the project. Bring completed project book. Bring poster or educational exhibit teaching about an activity from project. Poster Requirements for OSF: Due to limited space, (should you go to the Ohio State Fair) participants are required to display their project work on a 36" high by 48" wide cardboard tri-fold display board with 13" wings. The display board itself can be handmade or purchased from a teacher supply store.	Exhibit poster or educational exhibit teaching about an activity from project. Display in your 4-H Club Booth or countywide booth.
--	---	---	--	--

Workforce Preparation

382 <i>Am I Ready for Work?</i>	I #	All 9 activities and Talking It Over questions At least 2 learning experiences At least 2 leadership/citizenship activities Project Review	Bring poster or educational exhibit teaching about an activity from your project. Also, bring your resume, cover letter and reference sheet.	Exhibit poster or educational exhibit teaching about an activity from project. Display in your 4-H Club Booth or countywide booth.
---------------------------------	-----	---	--	--