

2021 Crawford County Livestock Skillathon

SKILLATHON IS REQUIRED FOR ALL LIVESTOCK MEMBERS

Youth livestock exhibitors will now have the choice to complete EITHER a non-competitive or competitive option. All youth MUST complete one of the skillathon options to be eligible to show at the 2021 CC Jr. Fair. *Youth choosing to complete the non-competitive livestock skillathon will NOT be eligible for the 2021 Outstanding Livestock Exhibitor Contest or any skillathon placings (See fairbook for OLE rules).*

Regardless of the option chosen, exhibitors will need to complete an interview or video for **EACH** of their livestock species- not each project. *Example: breeding & market rabbits can be done together but breeding goats & market rabbits will each be done separately.*

Non- Competitive Livestock Skillathon

The non-competitive skillathon will consist of project book review, interview, and sample project questions. There will be no knowledge tests of parts, feeds, breeds, and other quiz-based questions. Youth are still expected to have knowledge about their animal and should be able to answer animal care questions relating to their project.

ALL JUNIOR EXHIBITORS (AGES 8-11) WILL BE REQUIRED to complete the project interview option.

Ways non-competitive skillathon can be completed:

- ❖ **Video Submission- Videos MUST BE SUBMITTED by noon Sunday, July 18th**
 - ❖ **See pages 4&5 for video upload guide & details**
- ❖ Project Interview- Saturday, July 17th, livestock exhibitors will share their project knowledge through an in-person project interview. An adult volunteer will review exhibitors project book and ask sample questions around animal care. *If a virtual interview needs to be conducted, please sign up for a time & list virtual interview in the comments or contact the OSUE Office.*
 - ❖ **Times are first come, first serve so sign up today!**
 - ❖ **When picking a time, please be sure to allow time in between each specie if you take multiple projects.**
 - ❖ <https://go.osu.edu/ccskillathon21>




**OHIO STATE UNIVERSITY EXTENSION
CRAWFORD COUNTY**

Competitive Livestock Skillathon

Youth choosing to compete in the self-driven competition portion of skillathon must complete the project interview (see above). Following the interview on Saturday July 17th, youth will complete the skills portion of the event for each specie.

- ❖ Skillathons are created to challenge the exhibitor's knowledge of all aspects of each respective animal species. Each Skillathon will be comprised of educational and challenging activities about each specific specie. Most participants will realize that the competition will judge their all-around knowledge of the animal and care outside the show ring.
- ❖ Using materials directly or modified from the Learning Laboratory Kits, as well as activities developed from information provided in and adapted from the Livestock Project Books, Ohio 4-H Animal Resource Handbooks.

If you have questions about these changes you can contact Allison Cooper (cooper.2360@osu.edu), Kristine Waldock- Livestock President (kmwaldock@yahoo.com), or any of your specie committee members.



**OHIO STATE UNIVERSITY EXTENSION
CRAWFORD COUNTY**

WHAT TO DO FOR VIDEO LIVESTOCK SKILLATHON?

4-H Members will be asked to complete their livestock project interviews either via video or in-person (Saturday, July 17th) to complete their 4-H livestock project AND to be eligible for Jr. Fair Livestock Shows.

FFA members will also need to complete one of these options along with any other chapter requirements to be eligible for Jr. Fair Livestock Shows.

SKILLATHON DEADLINE

4-H & FFA Exhibitors will need to complete their skillathon (Video submission or Personal Interview) by Sunday, July 18th at NOON to be eligible for the 2021 Crawford County Jr. Fair Livestock Shows.

NON-COMPETITIVE VIDEO SUBMISSION OPTION- *Intermediate & Senior Only*

Recommended to use Flipgrid: <https://flipgrid.com/ccskillathon> or Upload video to Google Drive and share with cooper23608@gmail.com

Livestock exhibitors completing the video submission options will be expected to create a 3 to 10 minute video demonstrating what they have learned through their project, share their project book, and answer a specific prompt based on their age. Instructions are provided below for Flipgrid. Exhibitors can use any platform they desire however they will be responsible for getting that video uploaded & received by the noon deadline (videos are often harder to upload & send than people plan).

REMEMBER this is not about the quality of the video but the knowledge and experiences shared by the exhibitor.

Use this opportunity to get creative or try something new. THERE IS NO ONE WAY TO CREATE YOUR PROJECT VIDEO. **Exhibitors completing the video option will be required to submit a video for each specie they exhibit.**

- The following key components should be included in the video:
 - Introduce Self
 - Show sections of project book for completion
 - "I enjoyed my livestock project(s) because..."
 - Specific Age Prompt (As of January 1)- **Answer One**
 - Intermediate (12-14)
 - What do you feed your animal and what does each part of the feed provide your animal? OR
 - Handling an unruly animal in the ring (Your's and Others). Do's and don'ts
 - Senior (15 and Up)
 - Be the Judge- Explain one of your animals best qualities and weaknesses utilizing Judging terminology? (These are physical strengths and weaknesses, NOT how it acts or misbehaves) OR
 - What is one issue the animal industry is currently facing and why is it a problem?



HOW TO RECORD & UPLOAD YOUR SKILLATHON VIDEO



[Flipgrid.com](https://flipgrid.com)


Flipgrid password: **ccfair2020** (SAME PASSWORD FOR 2021)

BEFORE YOU START TO RECORD...


- Get CREATIVE AND HAVE FUN!
- PRACTICE what you are going to do and say before recording

READY TO RECORD...

- Log into the Grid using your email.
- Use the grid code & password to access
 - Quick QR CODES to the right
 - Intermediate top/ Senior Bottom
- Click "Record a Response" to start.
- Follow the on screen prompts to record your video. *Users can add effects, re-record, and more.*
 - Videos can be recorded in multiple sections then combined into one video.
 - After reviewing your video, either click **"ADD MORE"** to do the next section or click the **"NEXT"** option to finish.
- Take a selfie or picture of your 4-H project exhibit as your cover photo.
- Finally, they edit your display name (FIRST & LAST NAME) and add a title.



password: ccfair2020



OTHER FLIPGRID RESOURCES

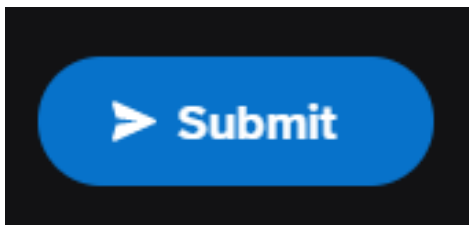
Getting Stared:

<https://bit.ly/2VybVrF>

Import or Upload a Custom Video:

<https://bit.ly/2z0Vexj>

It's time to get
CREATIVE!



DON'T FORGET TO SUBMIT YOUR VIDEO!



THE OHIO STATE UNIVERSITY

COLLEGE OF FOOD, AGRICULTURAL,
AND ENVIRONMENTAL SCIENCES



Adapted from: Marion County Extension/ Margo Long

crawford.osu.edu

CFAES provides research and related educational programs to clientele on a nondiscriminatory basis. For more information, visit cfaesdiversity.osu.edu. For an accessible format of this publication, visit cfaes.osu.edu/accessibility.